



2018 US IPSC National Championship

Stage 1

DUGO

Course Designer: Smitty



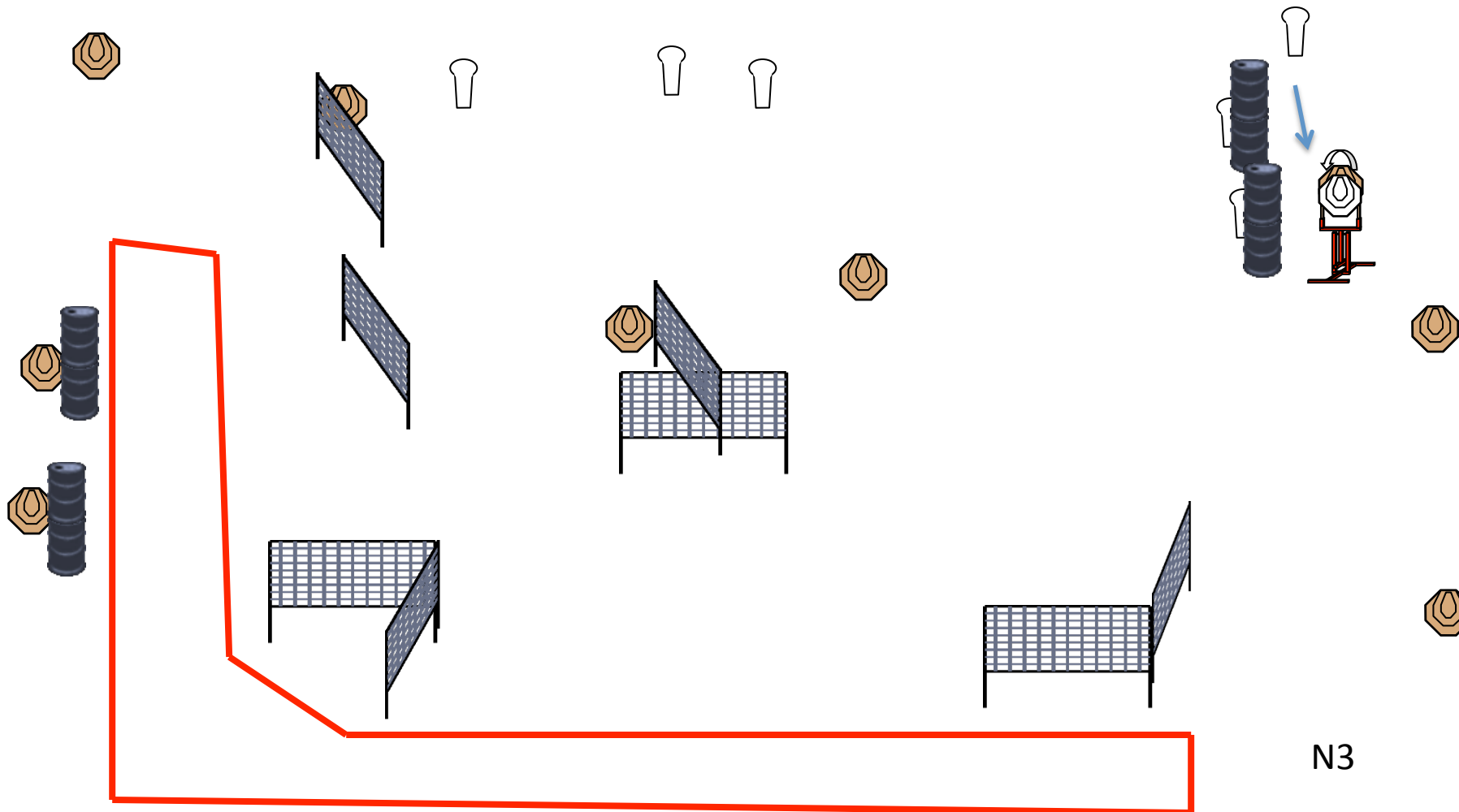
START POSITION: Standing in shooting area wrists below belt

ROUNDS TO BE SCORED: 24

TARGETS: 9 IT, 6 IP

TIME START AUDIBLE

STAGE PROCEDURE: On signal, engage targets from within shooting area. IP1 activates MT 1 which disappears at rest.

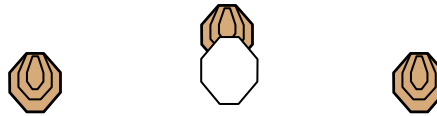




2018 US IPSC National Championship
Stage 2
KOROTKAYA
Course Designer: Smitty



START POSITION: Toes touching rear fault line, wrists above shoulders	
GUN READY CONDITION: Chamber and magwell empty, holstered	ROUNDS TO BE SCORED: 6 TARGETS: 3 IT TIME START AUDIBLE
STAGE PROCEDURE: On signal, engage targets from within shooting area STRONG HAND ONLY	





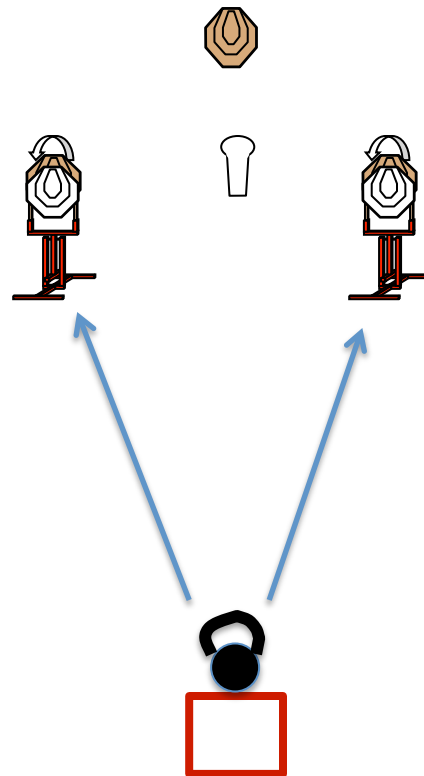
2018 US IPSC National Championship
Stage 3
KRATKY
Course Designer: Smitty



START POSITION: Standing in shooting area, wrists above shoulders

STAGE PROCEDURE: On signal, engage targets from within shooting area, lifting weight exposes T1 and T3.

ROUNDS TO BE SCORED: 7
TARGETS: 3 IT, 1 IP
TIME START AUDIBLE





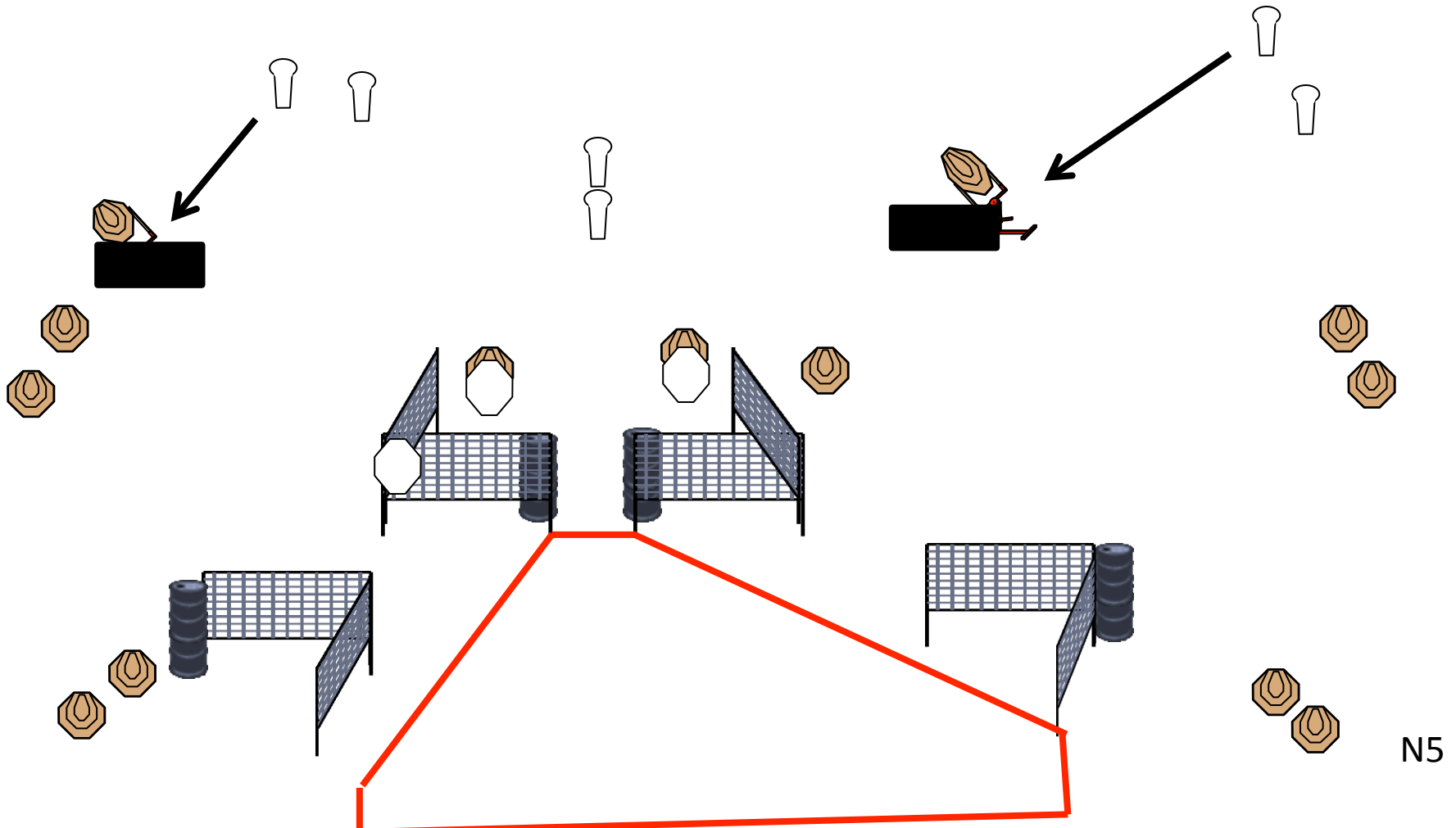
2018 US IPSC National Championship
Stage 4
YAW
Course Designer: Jenx



START POSITION: Standing in shooting area wrists below belt

ROUNDS TO BE SCORED: 32
TARGETS: 13 IT, 6 IP
TIME START AUDIBLE

STAGE PROCEDURE: On signal, engage targets from within shooting area. IP1 activates Swinger 1, IP6 activates Swinger 2. both remain visible at rest.





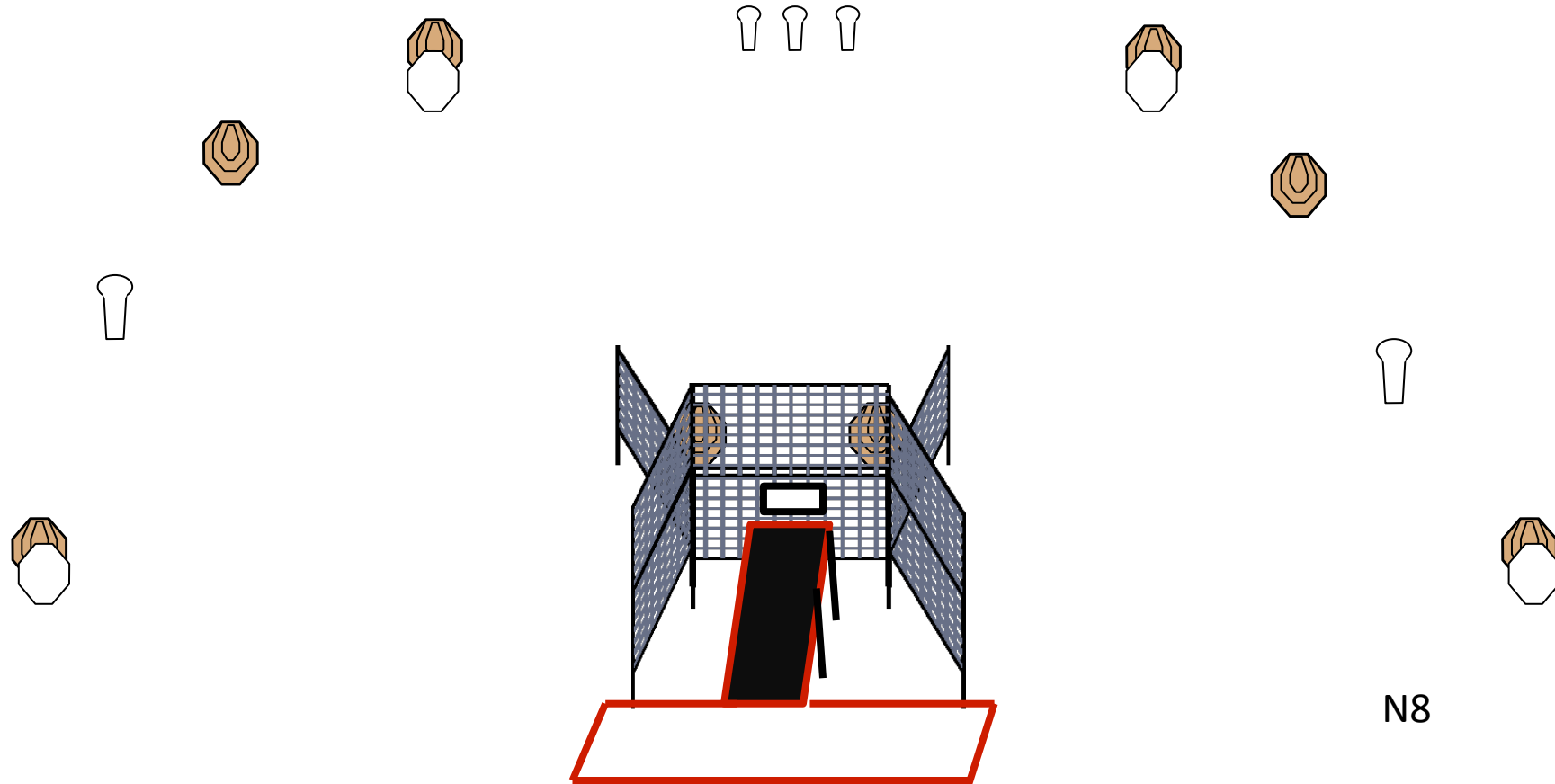
2018 US IPSC National Championship
Stage 5
MITTEL
Course Designer: Jenx



START POSITION: Standing in shooting area, wrists below belt.

STAGE PROCEDURE: On signal, engage targets from within shooting area

ROUNDS TO BE SCORED: 21
TARGETS: 8 IT, 2 IP, 3 IMP
TIME START AUDIBLE



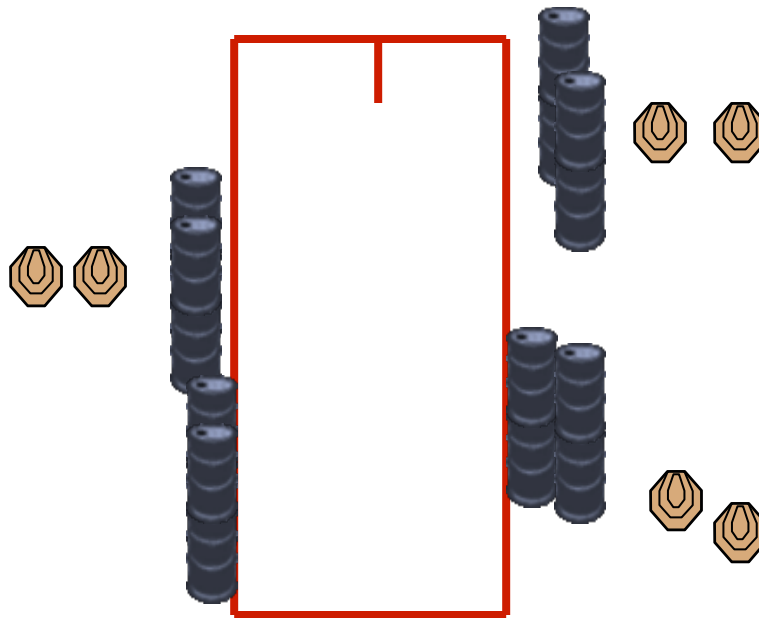
N8



2018 US IPSC National Championship
Stage 6
MOYEN
Course Designer: Smitty



START POSITION: Straddling start stick, toes touching front fault line, hands relaxed at sides.	
STAGE PROCEDURE: On signal, engage targets from within shooting area.	ROUNDS TO BE SCORED: 16 TARGETS: 6 IT, 4 IP TIME START AUDIBLE





2018 US IPSC National Championship

Stage 7

MEDIO

Course Designer: Jenx



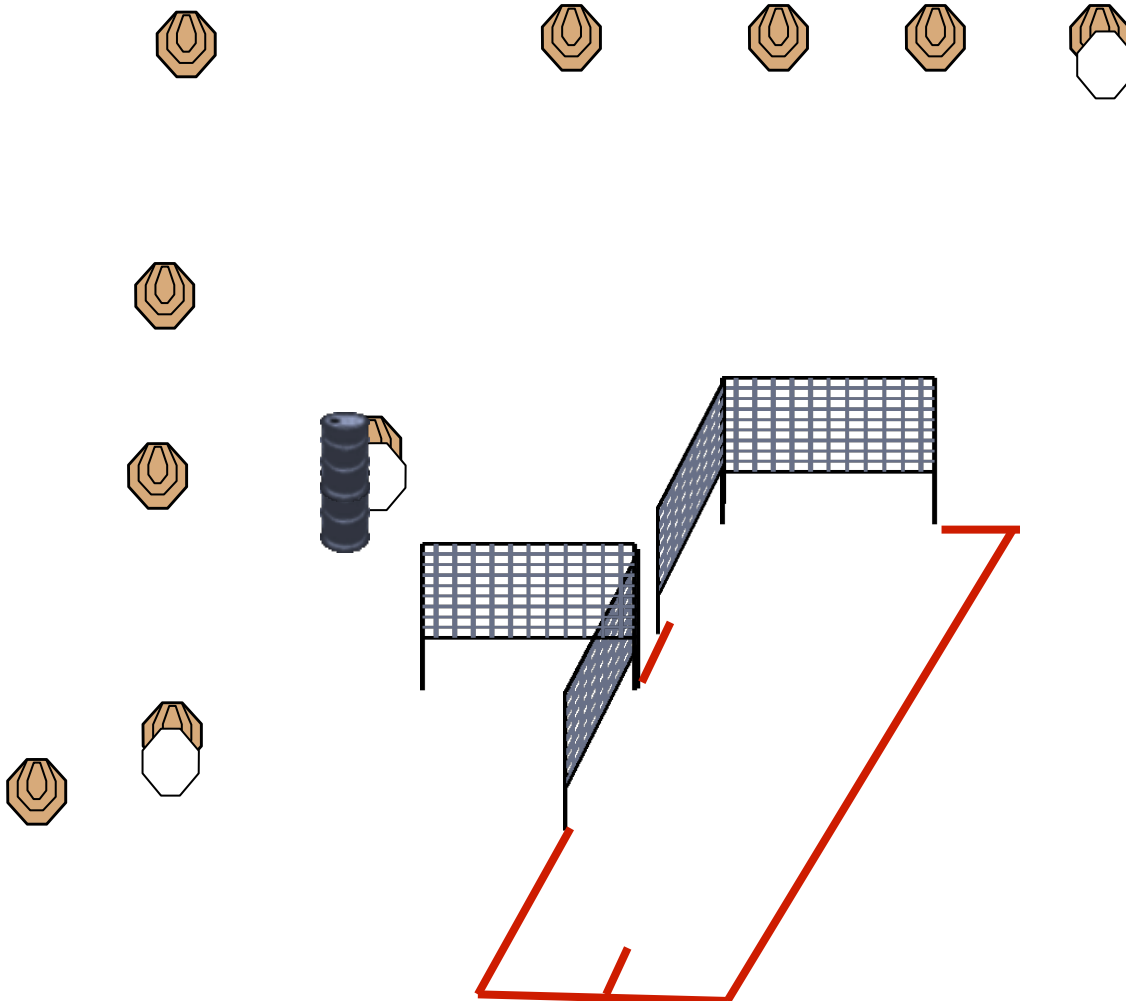
START POSITION: Straddling start stick wrists above shoulders

STAGE PROCEDURE: On signal, engage targets from within shooting area

ROUNDS TO BE SCORED: 20

TARGETS: 10 IT

TIME START AUDIBLE





2018 US IPSC National Championship
Stage 8
KRATAC
Course Designer: Jenx



START POSITION: standing in shooting area, wrist below belt

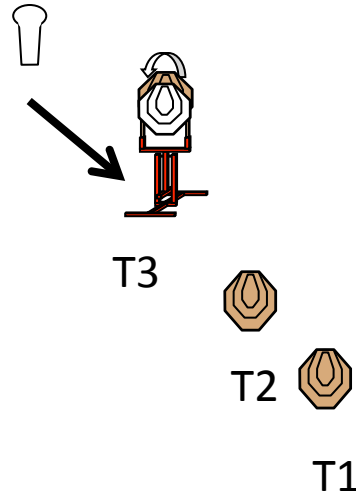
STAGE PROCEDURE: On signal, engage targets from within shooting area, PP1 activates MT1 which remains visible.

ROUNDS TO BE SCORED: 7

TARGETS: 3 IT, 1 IP

SCORED HITS: Best 1 per paper T1, best 2 T2, best 3 T3

TIME START AUDIBLE





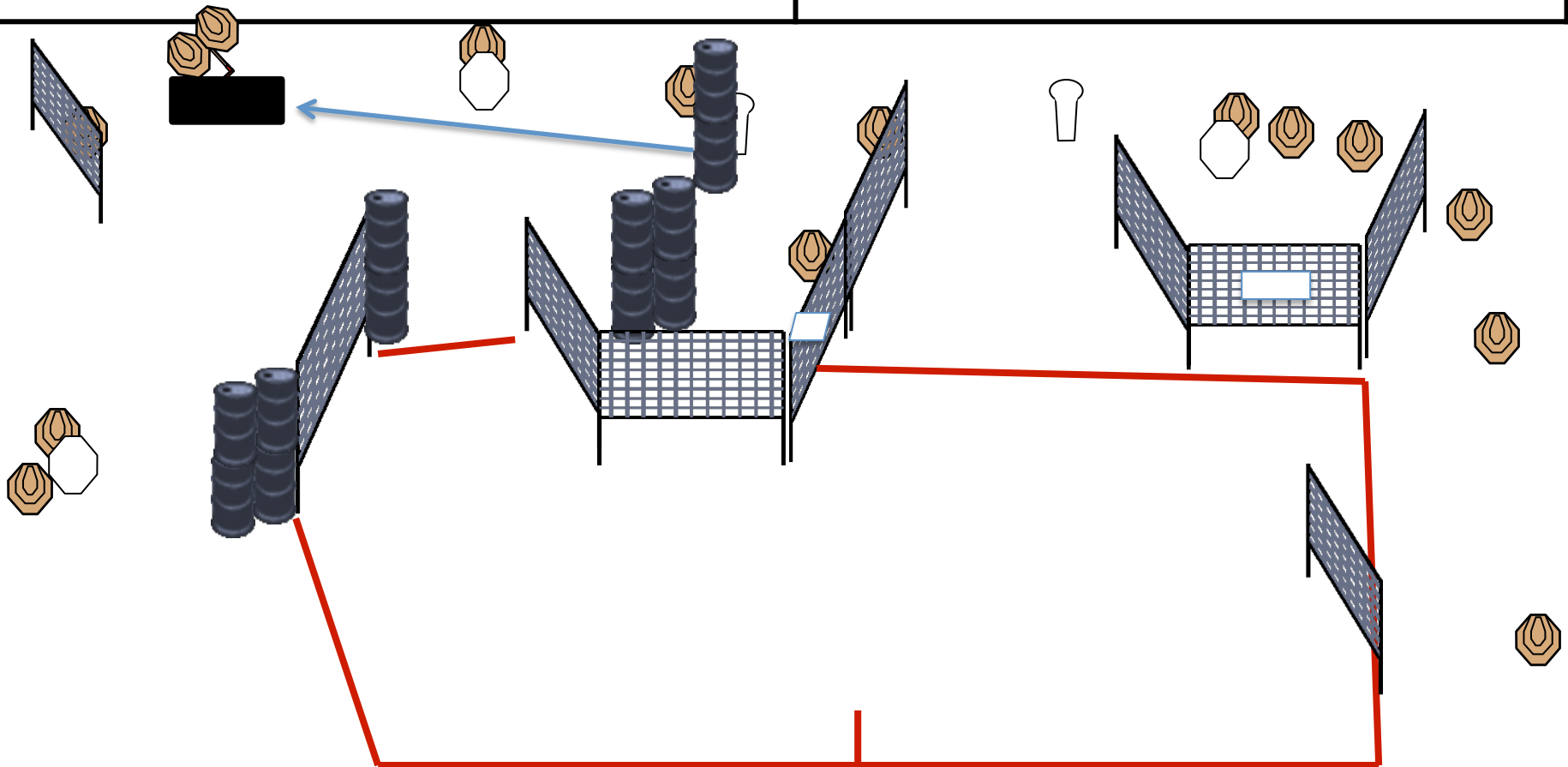
2018 US IPSC National Championship
Stage 9
LANG
Course Designer: Smitty



START POSITION: Straddling start stick, heels touching rear fault line, wrist below belt

STAGE PROCEDURE: On signal, engage targets from within shooting area, PP1 activates SW 1&2

ROUNDS TO BE SCORED: 32
TARGETS: 15 IT, 2 IP
TIME START AUDIBLE





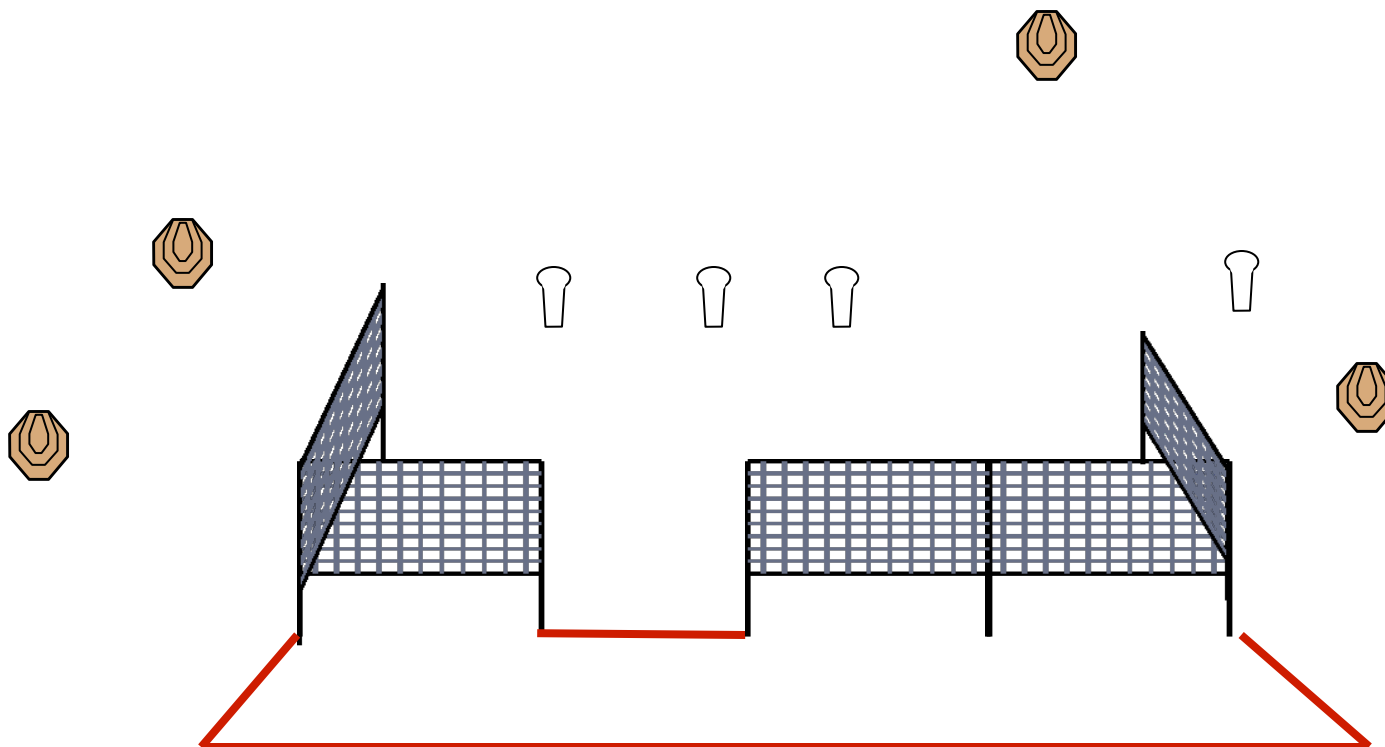
2018 US IPSC National Championship
Stage 10
KLANG
Course Designer: Smitty



START POSITION: in shooting area, wrists below belt

STAGE PROCEDURE: On signal, engage targets from within shooting area WEAK HAND ONLY

ROUNDS TO BE SCORED: 12
TARGETS: 4 IT, 4 IMP
TIME START AUDIBLE





2018 US IPSC National Championship
Stage 11
STREDNI
Course Designer: Jenx

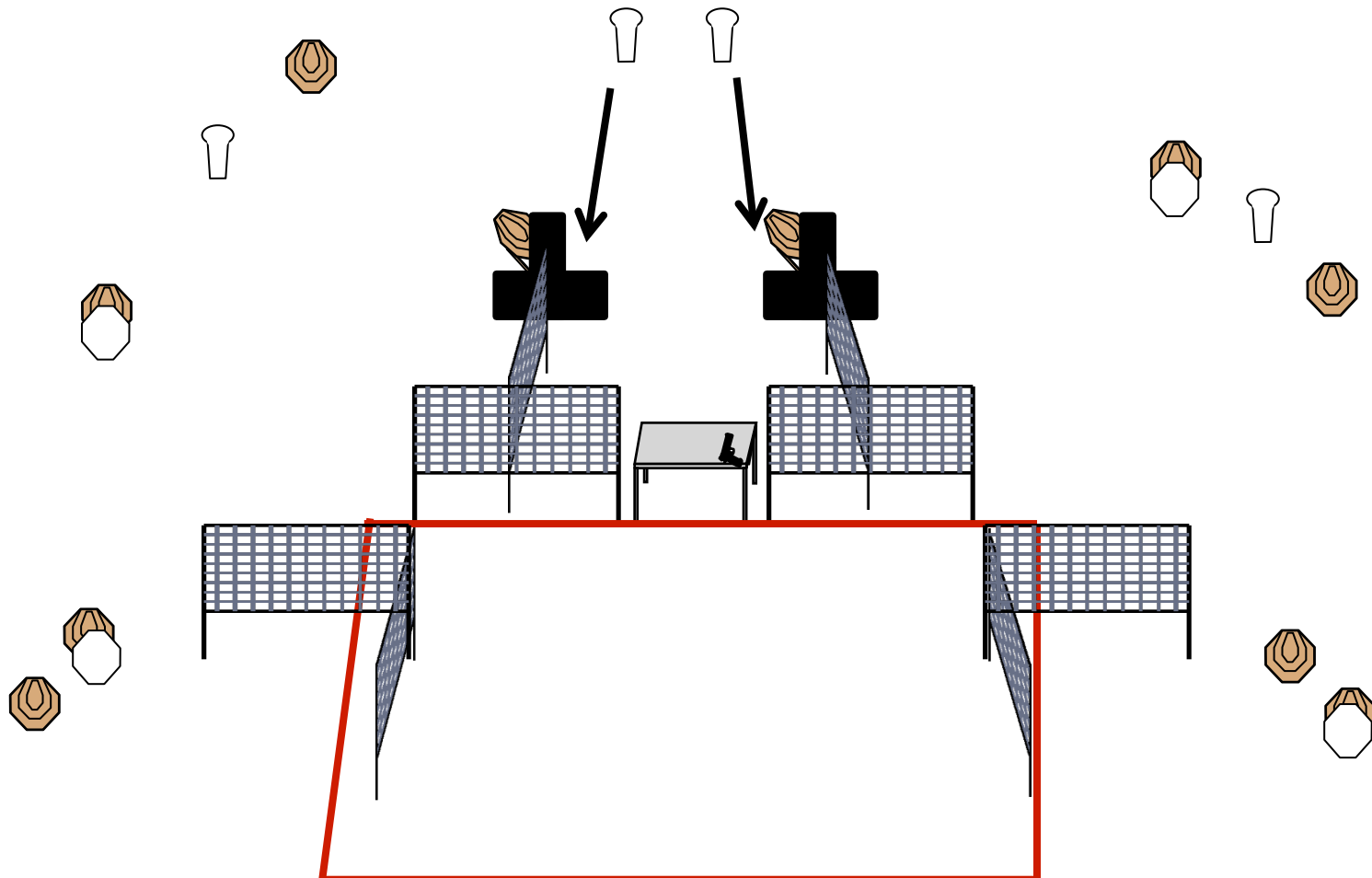


START POSITION: Standing in shooting area, wrists below belt.

GUN READY CONDITION: Chamber and magwell empty, lying flat on table, magazines on belt or on table

ROUNDS TO BE SCORED: 24
TARGETS: 10 IT, 4 IP
TIME START AUDIBLE

STAGE PROCEDURE: On signal, engage targets from within shooting area, PP2 activates swinger 1, PP2 activates swinger 2, both swingers remain visible at rest.





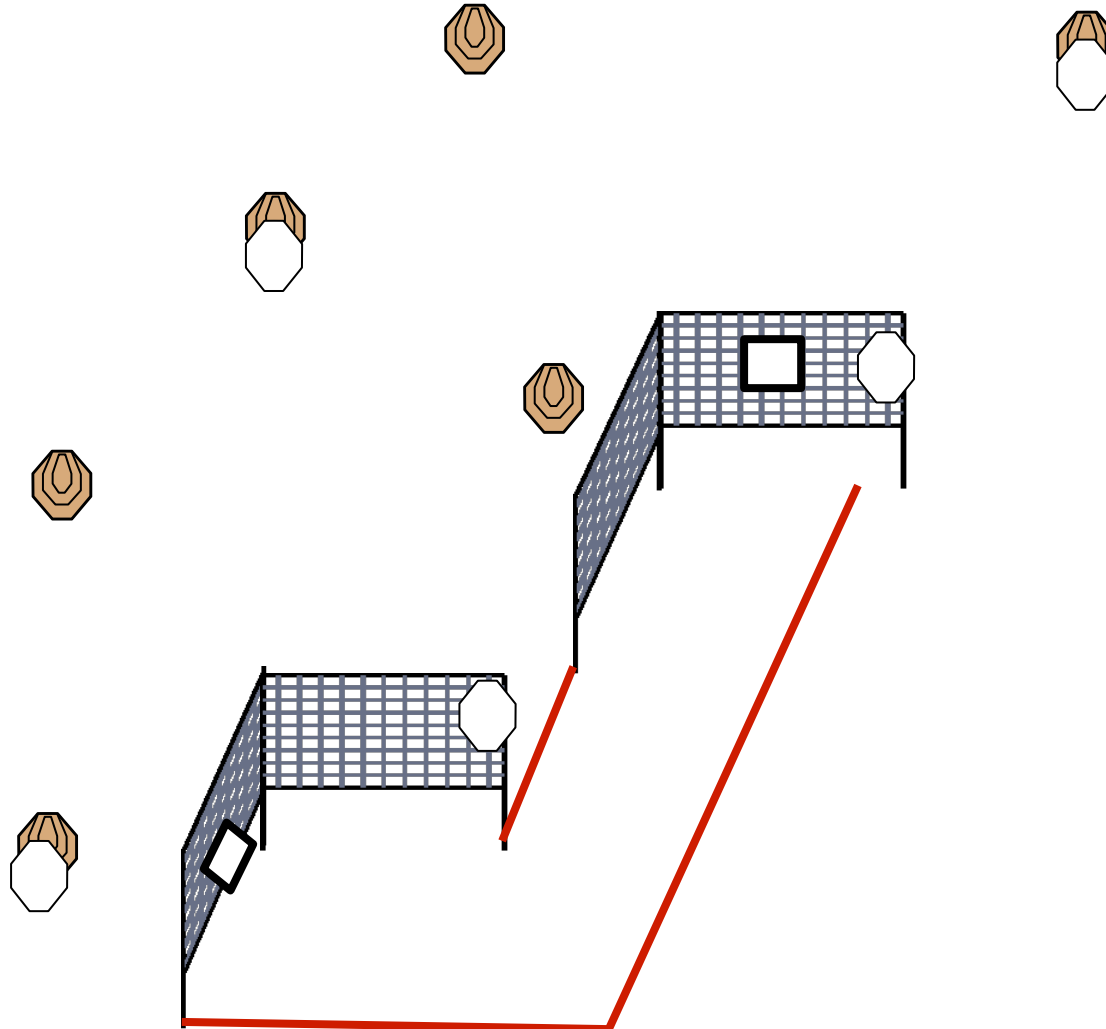
2018 US IPSC National Championship
Stage 12
KURZ
Course Designer: Jenx



START POSITION: in shooting area, wrists below belt

STAGE PROCEDURE: On signal, engage targets from within shooting area

ROUNDS TO BE SCORED: 12
TARGETS: 6 IT
TIME START AUDIBLE



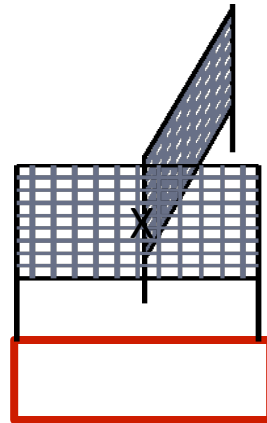

S12



2018 US IPSC National Championship
Stage 13
BYR
 Course Designer: Jenx



START POSITION: Both hands touching X.	
GUN READY CONDITION: Chamber empty, magazine inserted.	ROUNDS TO BE SCORED: 12 TARGETS: 8 IT, 4 IP SCORED HITS: Best 1 per paper TIME START AUDIBLE
STAGE PROCEDURE: On signal, engage targets from within shooting area	





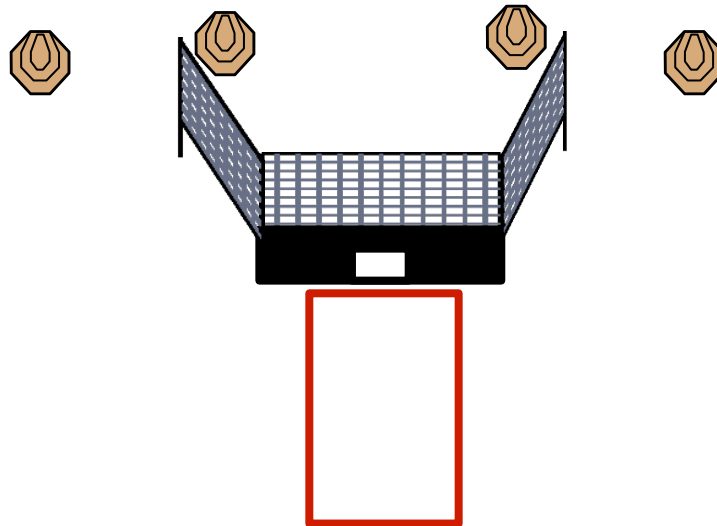
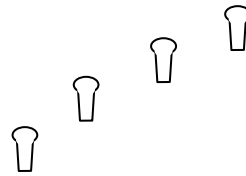
2018 US IPSC National Championship
Stage 14
MIKROS
Course Designer: Jenx



START POSITION: in shooting area, one knee touching the ground, wrists above shoulders

STAGE PROCEDURE: On signal, engage targets from within shooting area

ROUNDS TO BE SCORED: 12
TARGETS: 4 IT, 4 IMP
TIME START AUDIBLE






2018 US IPSC National Championship
Stage 15
CORTO
Course Designer: Smitty



START POSITION: Standing in shooting area, wrist below belt

STAGE PROCEDURE: On signal, engage targets from within shooting area, IP1 and/or IP2 activate SW 1.

ROUNDS TO BE SCORED: 8
TARGETS: 1 IT, 6 IP
TIME START AUDIBLE





2018 US IPSC National Championship
Stage 16
HOSSZU
Course Designer: Smitty



START POSITION: Straddling start stick, heels touching rear fault line, wrists below belt

STAGE PROCEDURE: On signal, engage targets from within shooting area

ROUNDS TO BE SCORED: 24
TARGETS: 12 IT
TIME START AUDIBLE

