

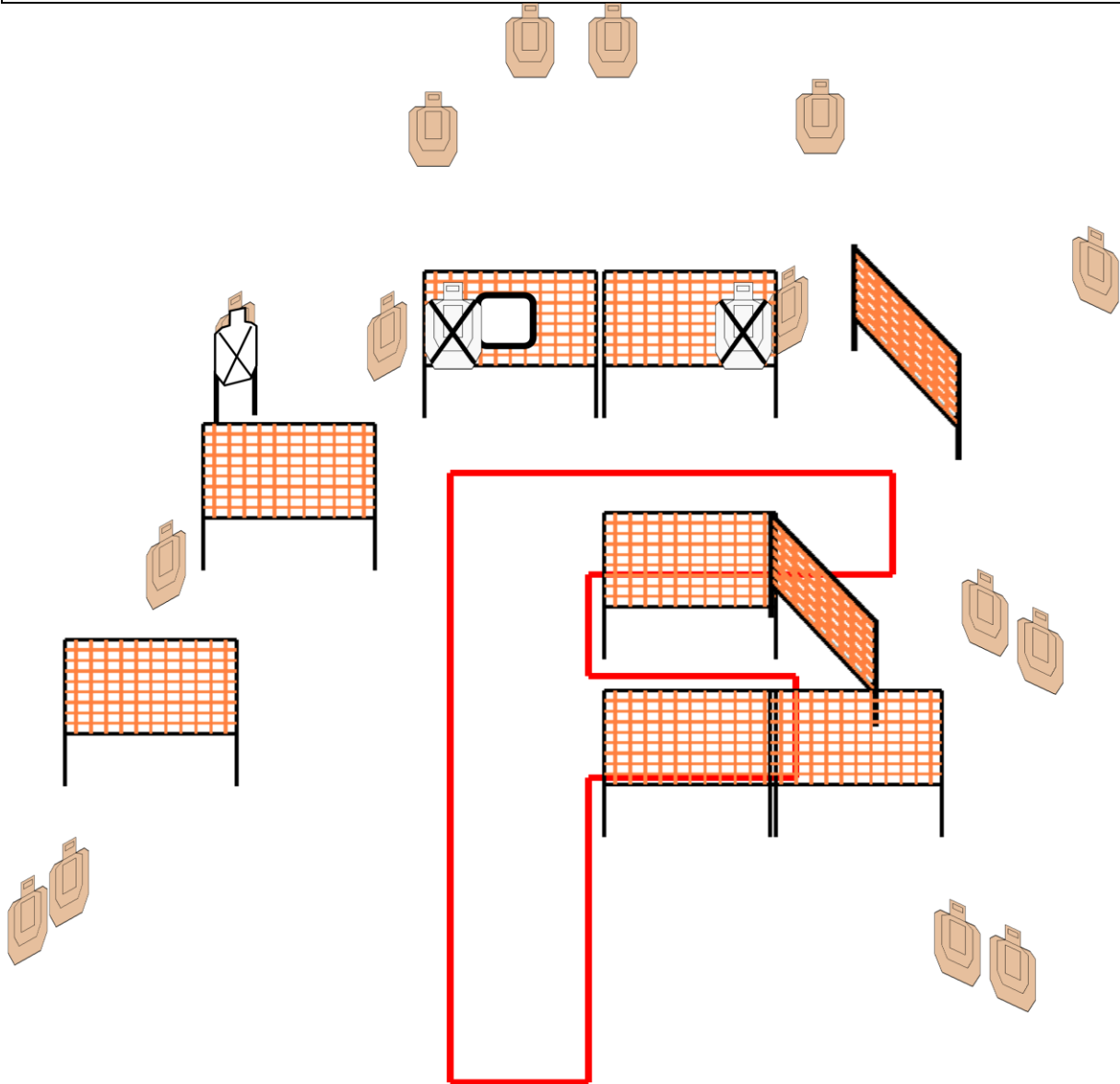
FSM 1 B1

Gator CHOMP!

RULES: Practical Shooting Handbook, Latest Edition **COURSE DESIGNER:** Jenkins

START POSITION: Standing anywhere in the shooting area Gun loaded and holstered.

| | |
|---|---|
| <p>STAGE PROCEDURE On signal engage targets as they become visible .</p> | <p>SCORING SCORING: Comstock, 30 rounds, 150 points TARGETS: 15 Metric, SCORED HITS: Best 2 per Paper, steel down = 1A START-STOP: Audible - Last shot PENALTIES: Procedural. -10 No-shoot hit. -10 Miss. -10</p> |
|---|---|



SETUP NOTES:

RO NOTES

FSM 2

B 2

THE "U"

RULES: Practical Shooting Handbook, Latest Edition **COURSE DESIGNER:** Jenkins

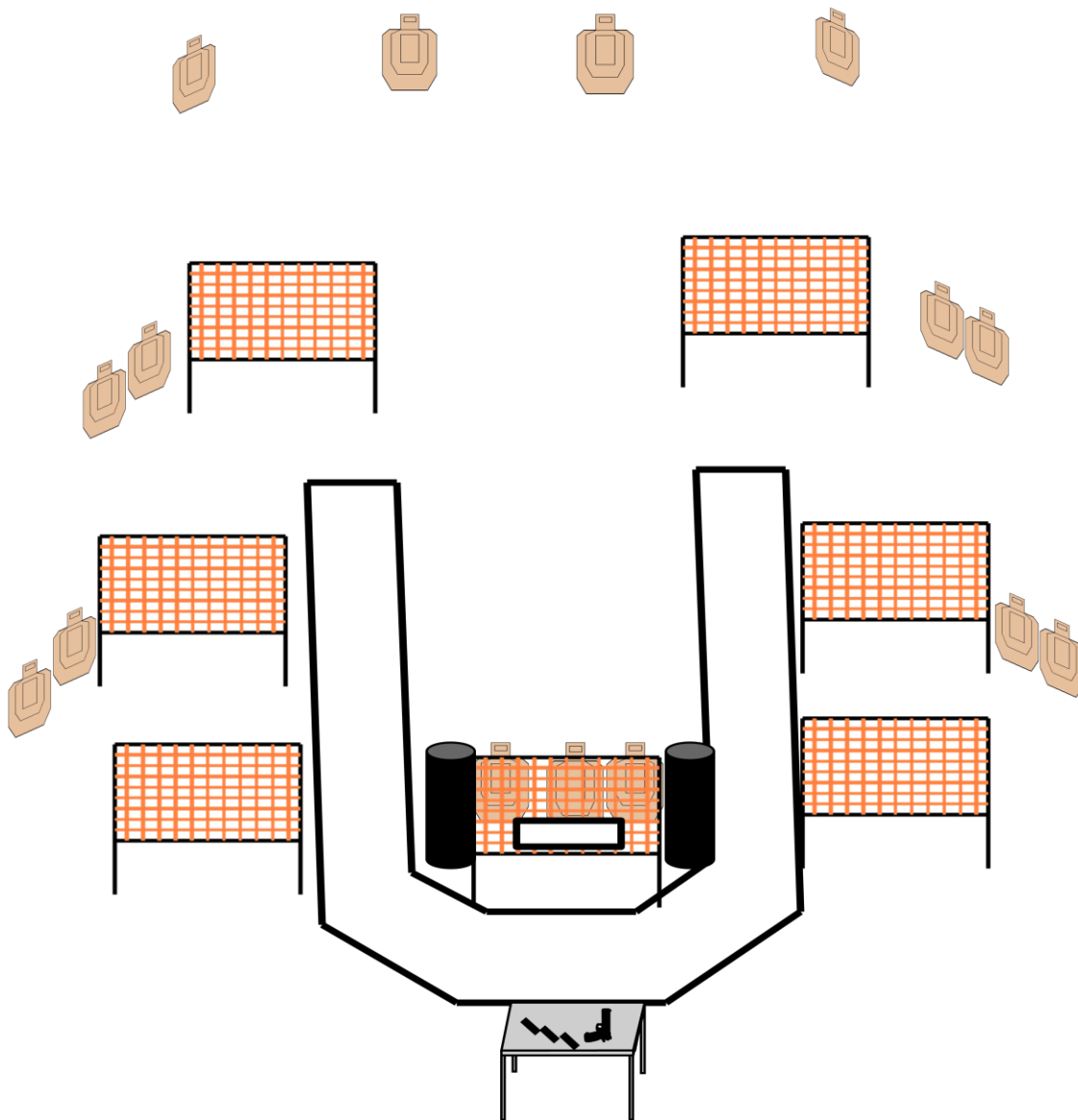
START POSITION: Standing anywhere outside the shooting area, hands relaxed at side. Gun unloaded, lying flat unsupported, on table.

STAGE PROCEDURE

On signal engage targets as they become visible . All magazines to be used on the stage must come from the table.
No magazines can be anywhere on competitors person before the start signal.

SCORING

SCORING: Comstock, 30 rounds, 150 points
TARGETS: 15 Metric,
SCORED HITS: Best 2 per paper, steel down = 1A
START-STOP: Audible - Last shot
PENALTIES: Procedural. -10
No-shoot hit. -10
Miss. -10



SETUP NOTES:

RO NOTES

FSM 3

B3

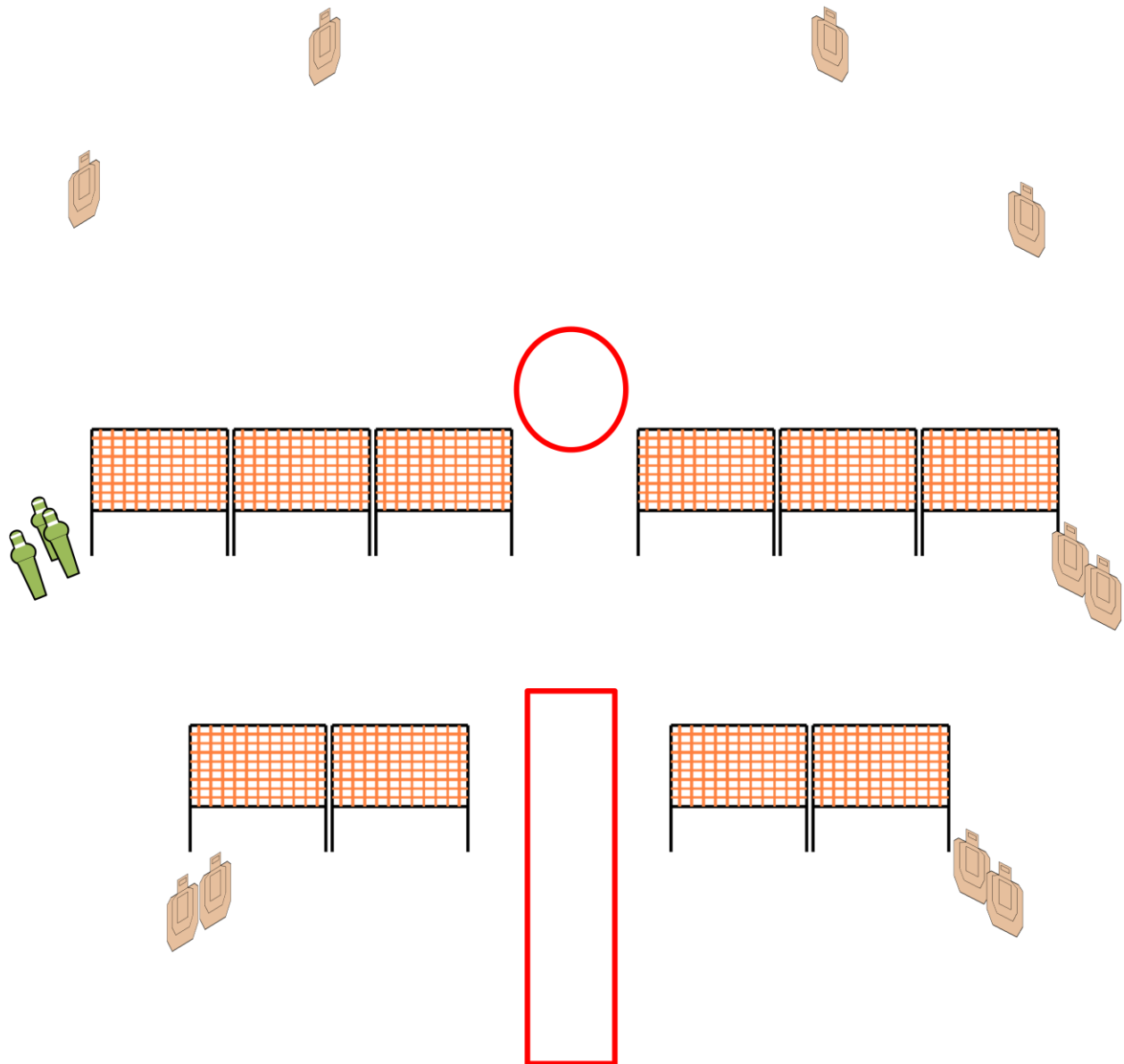
Dotting the "i"

RULES: Practical Shooting Handbook, Latest Edition **COURSE DESIGNER:** Jenkins

START POSITION: Heals touching rear fault line. Gun loaded and holstered.

STAGE PROCEDURE
On signal engage targets as they become visible

SCORING
SCORING: Comstock, 23 rounds, 115 points
TARGETS: 10 Metric, 3 PP,
SCORED HITS: Best 2 per Paper, steel down = 1A
START-STOP: Audible - Last shot
PENALTIES: Procedural. -10
No-shoot hit. -10
Miss. -10



SETUP NOTES

RO NOTES

FSM 4 B4

"Cool Name Here"

RULES: Practical Shooting Handbook, Latest Edition **COURSE DESIGNER:** Bordwell

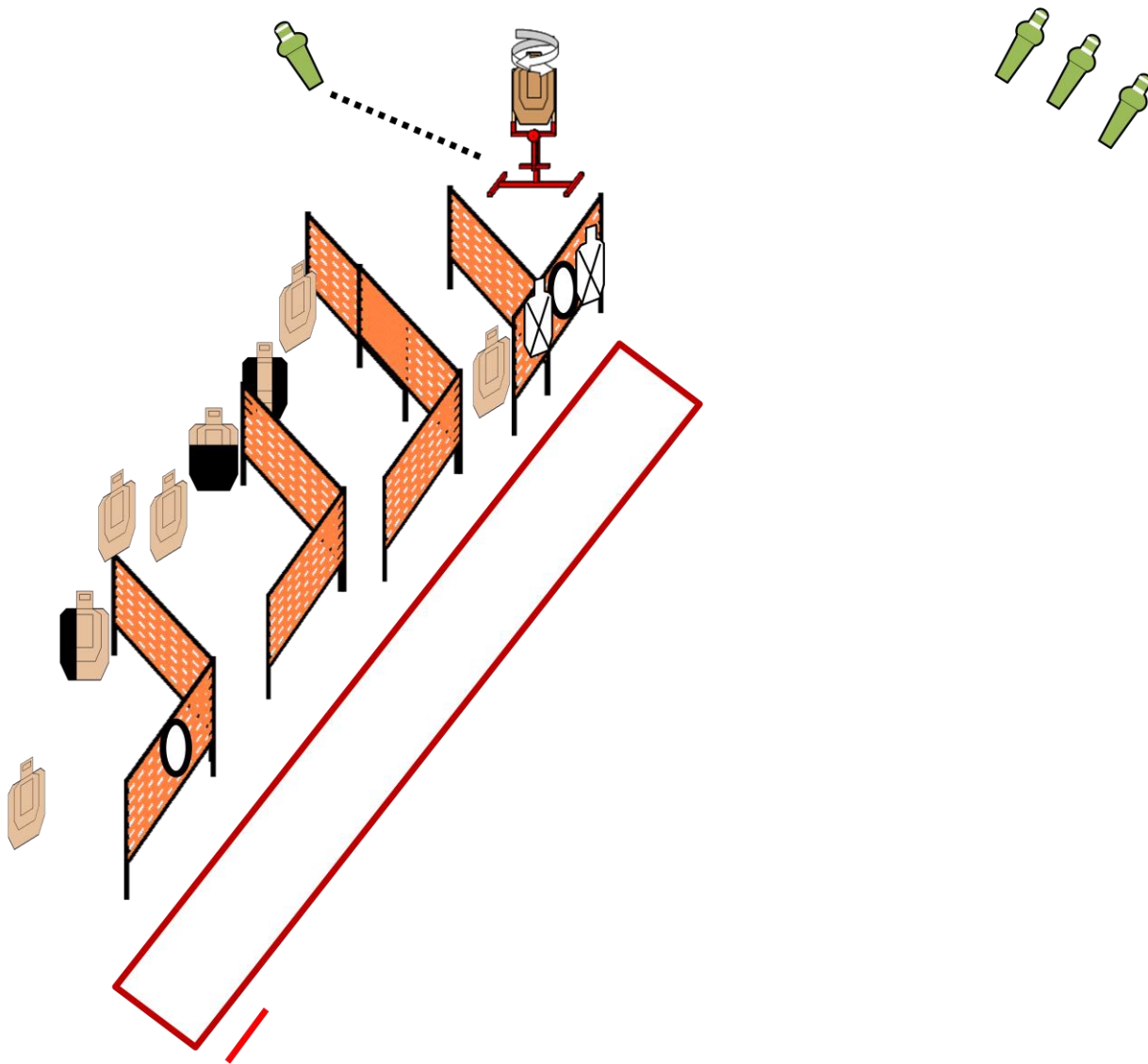
START POSITION: Standing feet touching start stick. Gun loaded and holstered.

STAGE PROCEDURE

On signal engage targets as they become visible .

SCORING

SCORING: Comstock, 22 rounds, 110 points
TARGETS: 9 Metric, 4 USP,
SCORED HITS: Best 2 per paper, steel down = 1A
START-STOP: Audible - Last shot
PENALTIES: Procedural. -10
No-shoot hit. -10
Miss. -10



SETUP NOTES PP1 activates DT and DT is a disappearing target

RO NOTES

FSM 5

B5

J Frame

RULES: Practical Shooting Handbook, Latest Edition **COURSE DESIGNER:** Jenkins

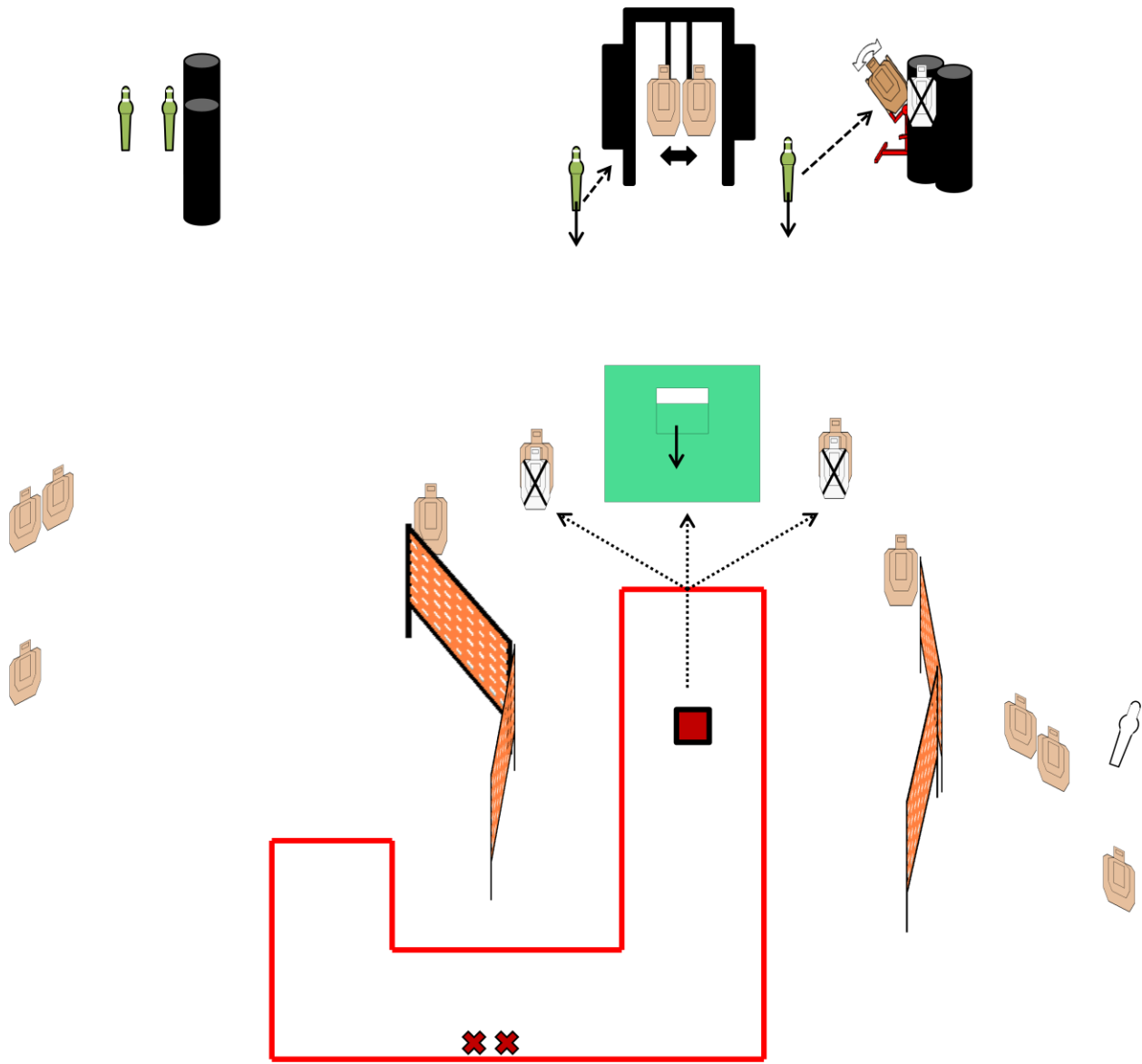
START POSITION: Standing inside the shooting area, heels on marks. Gun loaded and holstered.

STAGE PROCEDURE

On signal engage targets as they become visible . Stomp pad activates MT 1&2, and opens port on wall. PP1 activates pendulum, and PP 2 activates swinger.

SCORING

SCORING: Comstock, 31 rounds, 155 points
TARGETS: 13 Metric, 5 PP,
SCORED HITS: Best 2 per IPSC, steel down = 1A
START-STOP: Audible - Last shot
PENALTIES: Procedural. -10
No-shoot hit. -10
Miss. -10



SETUP NOTES Bury activation cable inside of PCV tubing.

RO NOTES

FSM 6

B7

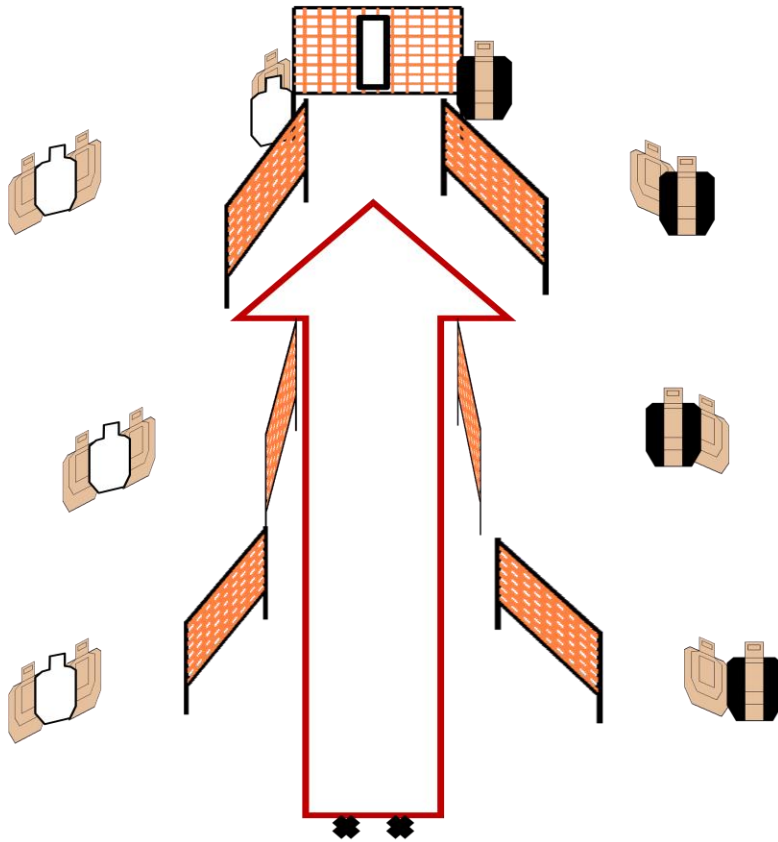
Fear the Spear!

RULES: Practical Shooting Handbook, Latest Edition **COURSE DESIGNER:** Jenkins

START POSITION: Standing with toes on X's outside the shooting area Gun loaded and holstered, hands relaxed at sides.

STAGE PROCEDURE
On signal engage targets as they become visible .

SCORING
SCORING: Comstock, 32 rounds, 160 points
TARGETS: 14 Metric, 4 PP,
SCORED HITS: Best 2 per IPSC, steel down = 1A
START-STOP: Audible - Last shot
PENALTIES: Procedural. -10
No-shoot hit. -10
Miss. -10



SETUP NOTES

RO NOTES

FSM 7

B6

Left/Right/ Up/Down

RULES: Practical Shooting Handbook, Latest Edition **COURSE DESIGNER:** Zasloff

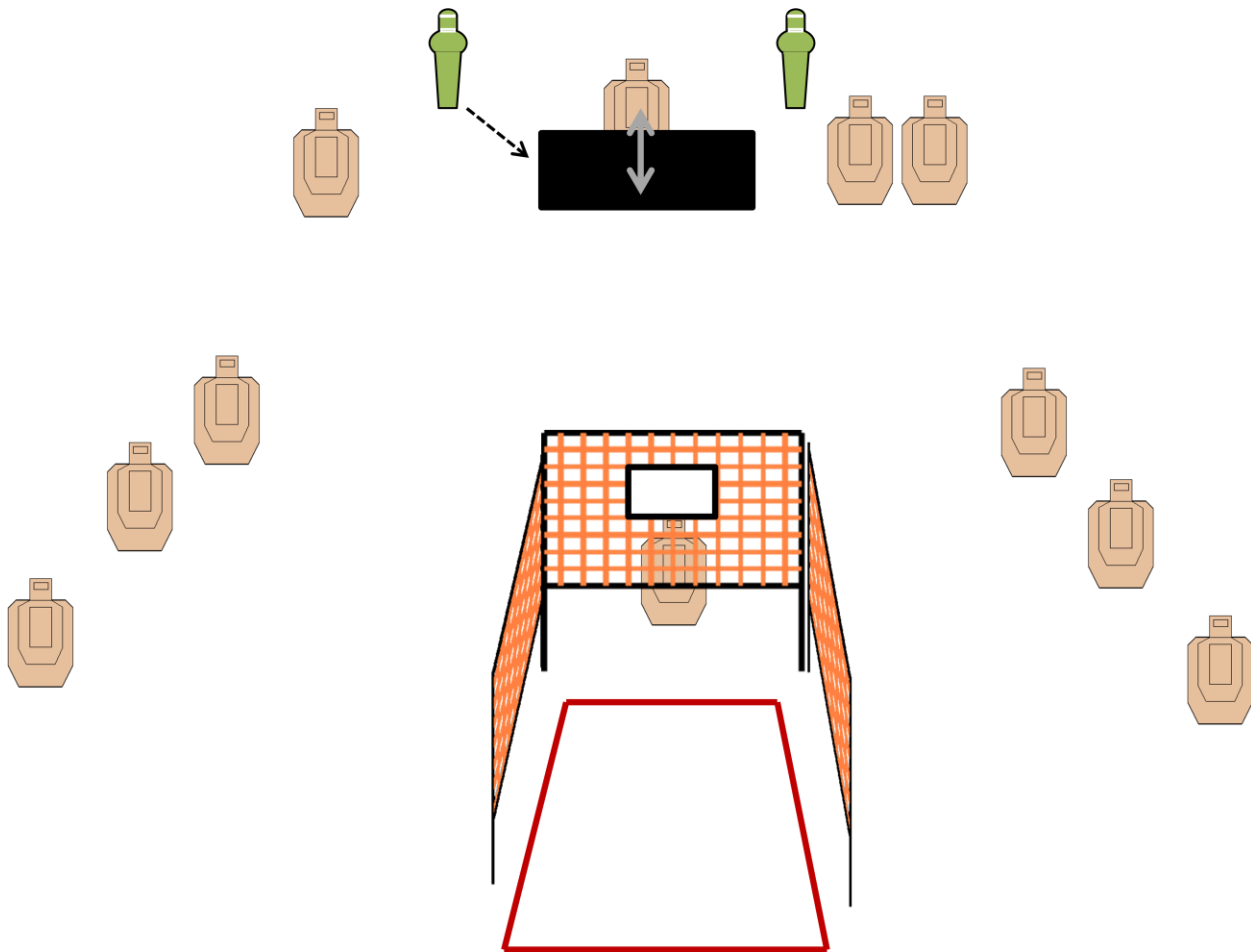
START POSITION: Heels touching middle of rear fault line. Gun loaded and holstered.

STAGE PROCEDURE

On signal engage targets as they become visible . PP1 activates bobber target which is visible at rest.

SCORING

SCORING: Comstock, 24 rounds, 120 points
TARGETS: 11 Metric, 2 PP,
SCORED HITS: Best 2 per Paper, steel down = 1A
START-STOP: Audible - Last shot
PENALTIES: Procedural. -10
No-shoot hit. -10
Miss. -10



SETUP NOTES Hard cover plates in front of Bobber target.

RO NOTES

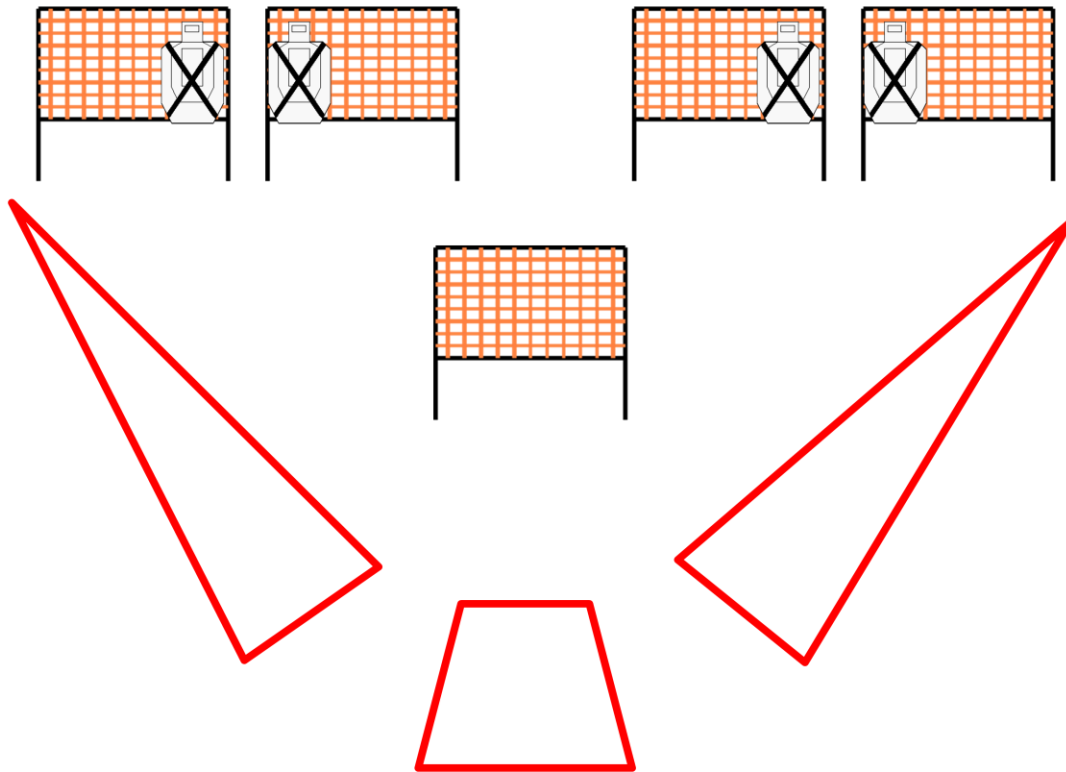
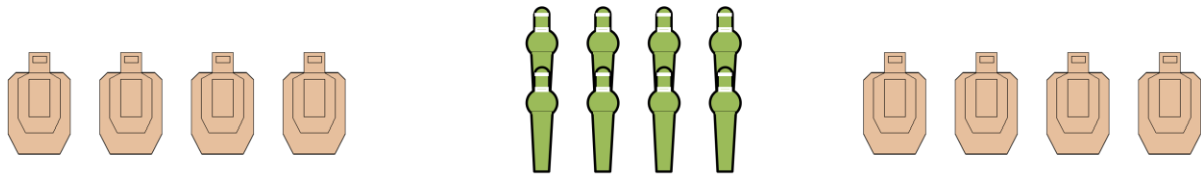
FSM 8

B8

Horns of the Bull

RULES: Practical Shooting Handbook, Latest Edition **COURSE DESIGNER:** Jenkins

| | |
|---|---|
| START POSITION: Standing toes on rear fault line of center shooting area Gun loaded and holstered. | |
| STAGE PROCEDURE On signal engage targets as they become visible . | SCORING SCORING: Comstock, 24 rounds, 120 points TARGETS: 8 Metric, 8 PP, SCORED HITS: Best 2 per IPSC, steel down = 1A START-STOP: Audible - Last shot PENALTIES: Procedural. -10 No-shoot hit. -10 Miss. -10 |



FSM 9 B10

Eureka!

RULES: Practical Shooting Handbook, Latest Edition **COURSE DESIGNER:** Jenkins

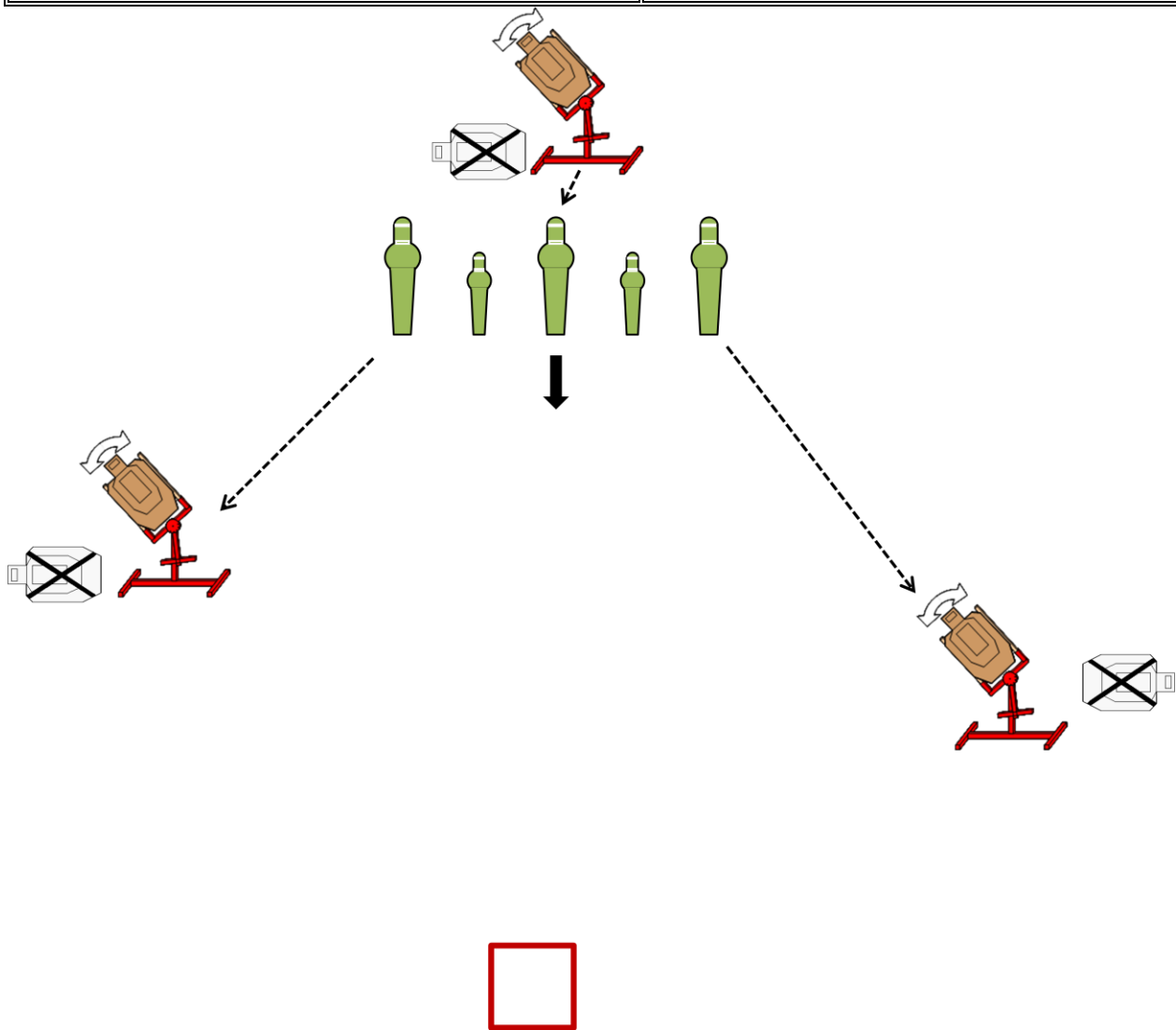
START POSITION: Standing anywhere in the shooting area Gun loaded and holstered. Hands above respective shoulders.

STAGE PROCEDURE

On signal engage targets as they become visible.

SCORING

SCORING: Comstock, 8 rounds, 40 points
TARGETS: 3 Metric, 3 PP, 2 USP
SCORED HITS: Best 1 per IPSC, steel down = 1A
START-STOP: Audible - Last shot
PENALTIES: Procedural. -10
No-shoot hit. -10
Miss. -10



SETUP NOTES: PP2 is forward falling. Set rear swinger above PP height. Upper A scoring zone of targets is visible at rest.

RO NOTES

FSM 10 B9

CM 09-02 Diamond Cutter

FSM 11 B9

Semper Diligentia

RULES: Practical Shooting Handbook, Latest Edition **COURSE DESIGNER:** Jenkins

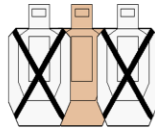
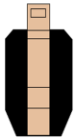
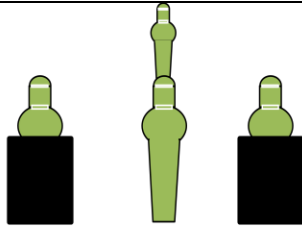
START POSITION: Standing anywhere in the shooting area Gun loaded and holstered. Palms touching barricade

STAGE PROCEDURE

On signal engage targets as they become visible .

SCORING

SCORING: Comstock, 8 rounds, 40 points
TARGETS: 2 Metric, 3 PP, 1 USP
SCORED HITS: Best 2 per IPSC, steel down = 1A
START-STOP: Audible - Last shot
PENALTIES: Procedural. -10
No-shoot hit. -10
Miss. -10



SETUP NOTES: Set No shoots even to overlap the A scoring zone of T2. PP 2 is forward falling and should block USP 1. Steel hardcover plates from center scoring down zone of PP1 & 3

RO NOTES

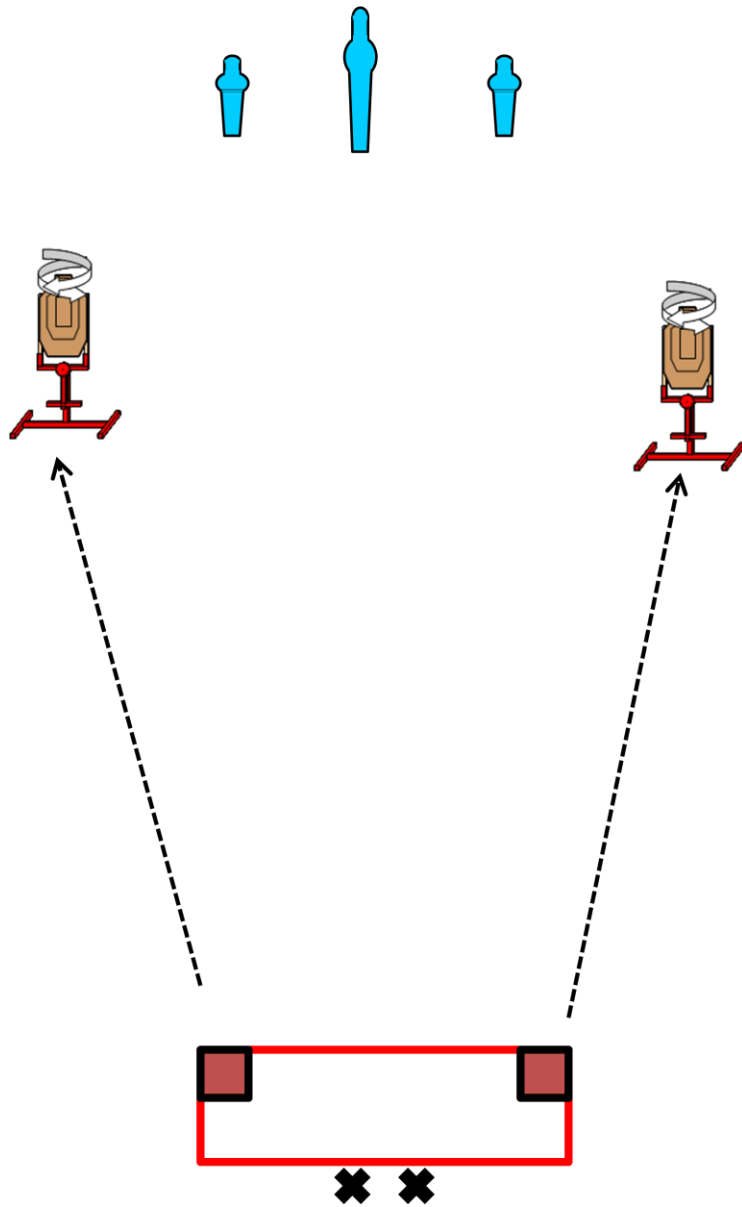
FSM 12

B10

Stomp It

RULES: Practical Shooting Handbook, Latest Edition **COURSE DESIGNER:** Jenkins

| | |
|--|---|
| START POSITION: Standing outside of the shooting area, toes touching marks. Gun loaded and holstered. | |
| STAGE PROCEDURE On signal engage targets as they become visible . | SCORING SCORING: Comstock, 7 rounds, 35 points TARGETS: 2 Metric, 1 PP, 2 USP SCORED HITS: Best 2 per IPSC, steel down = 1A START-STOP: Audible - Last shot PENALTIES: Procedural. -10 No-shoot hit. -10 Miss. -10 |



| | |
|--|-----------------|
| SETUP NOTES: Stomp pads activate T1 & 2 and they are disappearing targets. Shooting area is 8'x4' | RO NOTES |
|--|-----------------|