



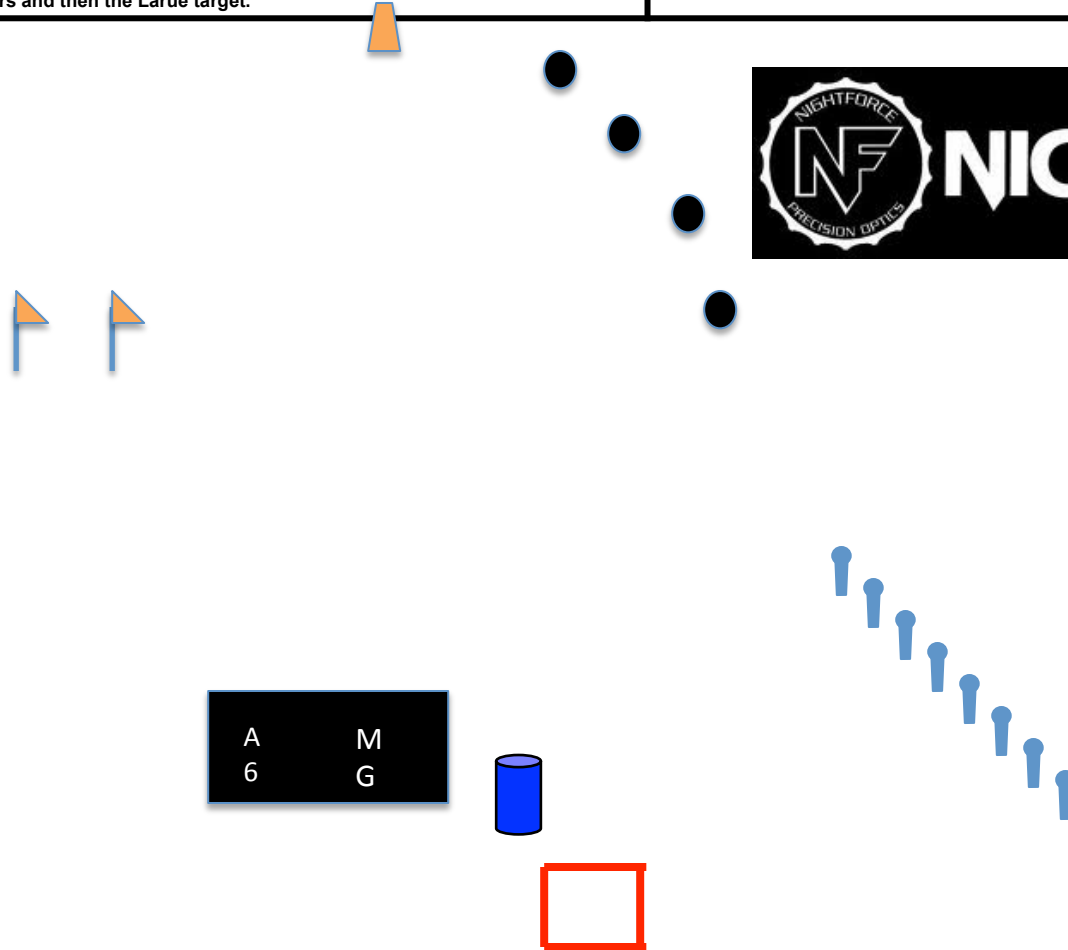
2018 Kel Tec A6MG Championship
 Stage 1
 Take the Night by Force
 Course Designer: Smitty/Dougie
 Stage Sponsor: Nightforce



START POSITION: Loaded rifle in barrel, loaded shotgun in weak hand, clay target in strong hand, standing in box.

STAGE PROCEDURE: On signal, throw the clay over the water, this is your first shotgun target. Then engage poppers with birdshot from box. Ground shotgun in barrel. Retrieve rifle and engage the 4 MGM Flashers from each of the 2 ports in the wall. Then move to position between the orange flags and re-engage the MGM Flashers and then the Larue target.

TARGETS: 21 Steel, 1 Clay



Rifle Range



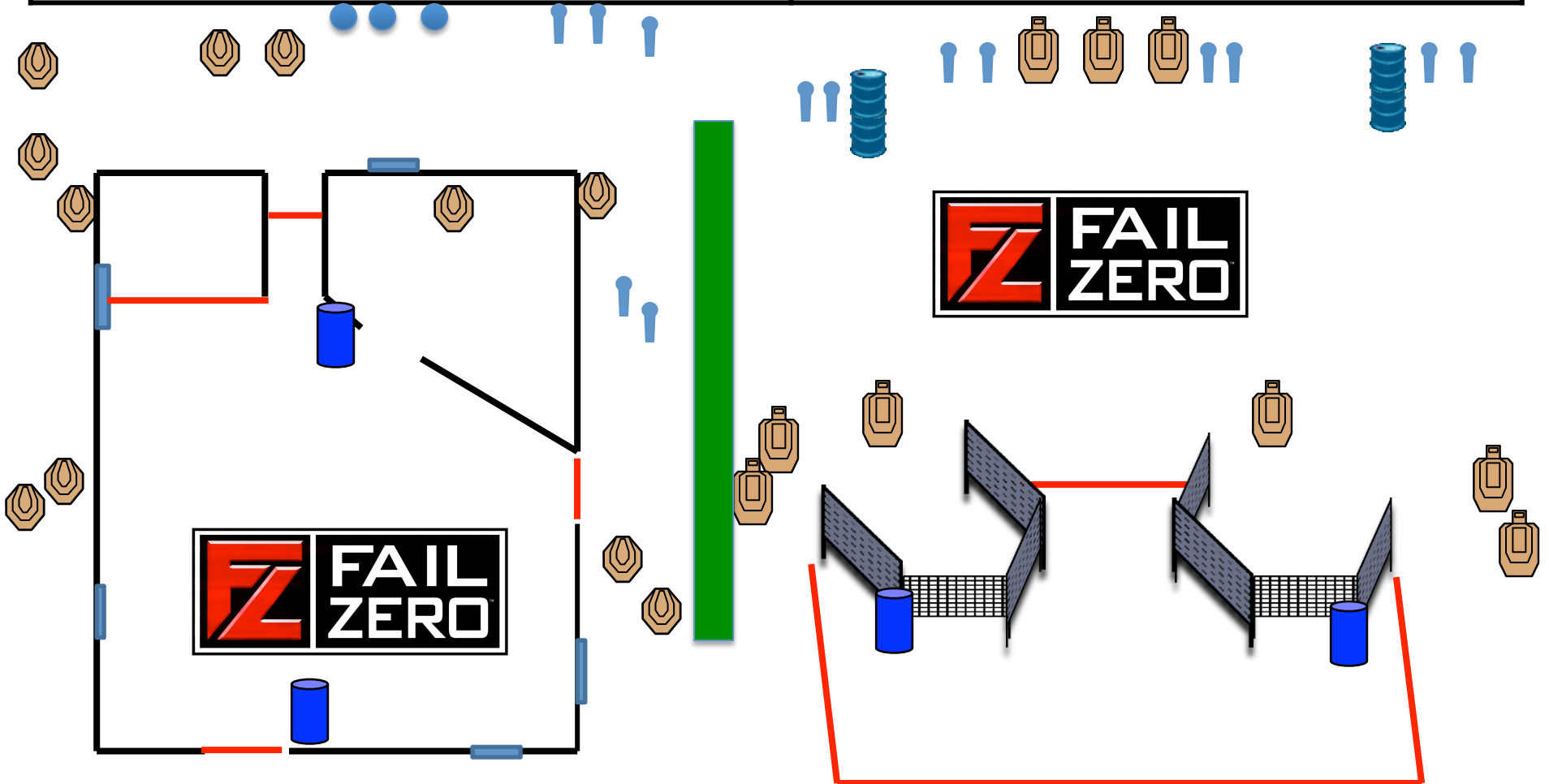
2018 Kel Tec A6MG Championship
 Stage 2
 Failure Is Not An Option
 Course Designer: Smitty
 Stage Sponsor: Fail Zero



START POSITION: Rifle loaded in barrel or port arms, shotgun UNloaded in barrel or port arms, pistol loaded and holstered.. Standing with both feet outside shooting area.

STAGE PROCEDURE: On signal, engage targets from within shooting area(s). Classic and Metric targets may be engaged with Rifle, Pistol, or Slug. Steel targets may be engaged with Pistol or Birdshot. You may not leave a bay with a firearm on your person.

TARGETS: 9 Metric, 11 Classic, 16 steel.



N2&3



2018 Kel Tec A6MG Championship
 Stage 3
 Do Choke
 Course Designer: Jenx/Smitty
 Stage Sponsor: Briley




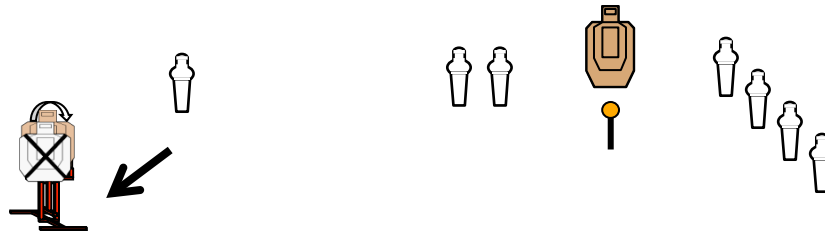
START POSITION: Shotgun loaded in barrel or at port arms. Pistol loaded and holstered if desired. Hands relaxed if not holding shotgun. Heels touching rear fault line.

STAGE PROCEDURE: On signal, engage targets. Metric engaged with Slug or Pistol. Steel engaged with Birdshot or Pistol, Clays engaged with Birdshot. Poppers activate Max Traps. MT 1 and 2 are disappearing targets scored as regular targets.

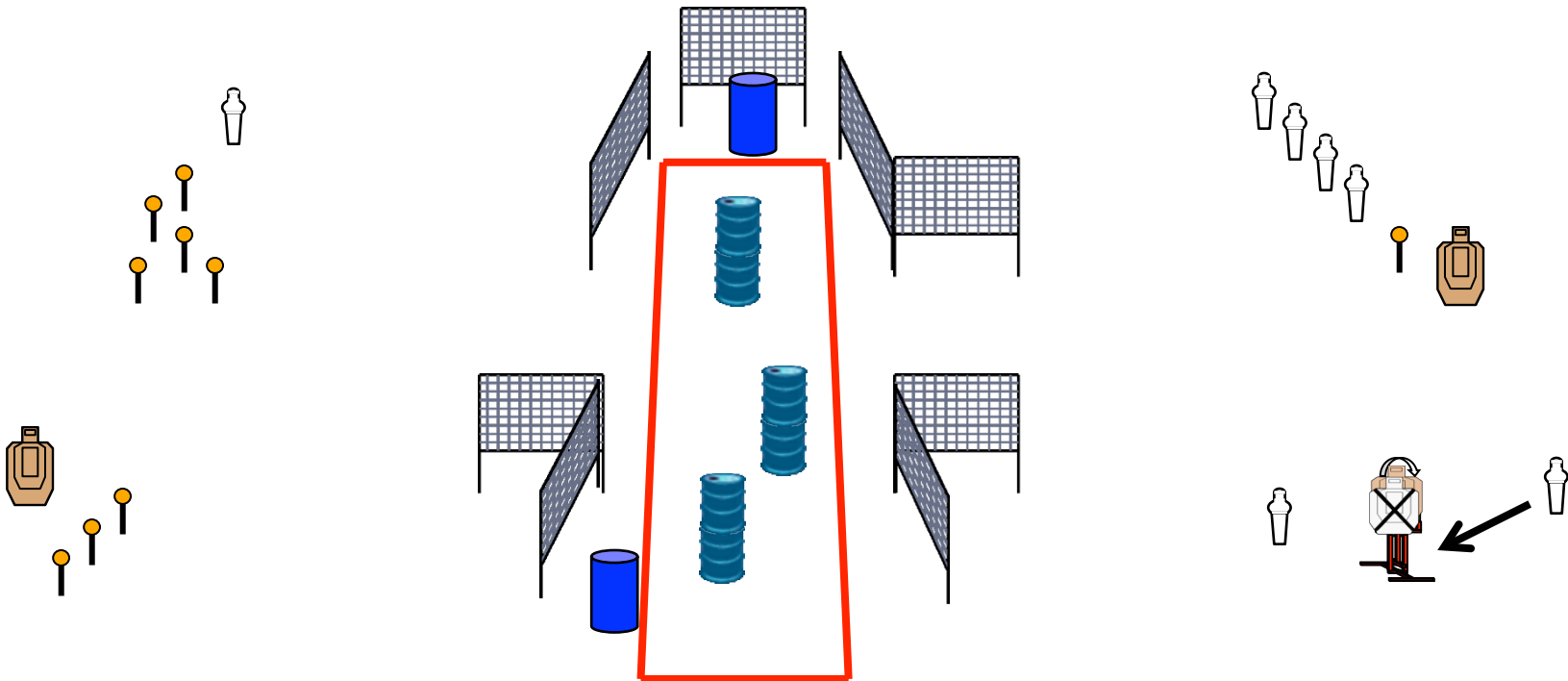
TARGETS: 5 Metric, 14 Steel, 10 Clay



BRILEY
A Legacy of Shooting Innovation.



BRILEY
A Legacy of Shooting Innovation.



N5



2018 Kel Tec A6MG Championship
Stage 4

Um... Nitride is on the Mark?

Course Designer: T-Man, Smitty, JB

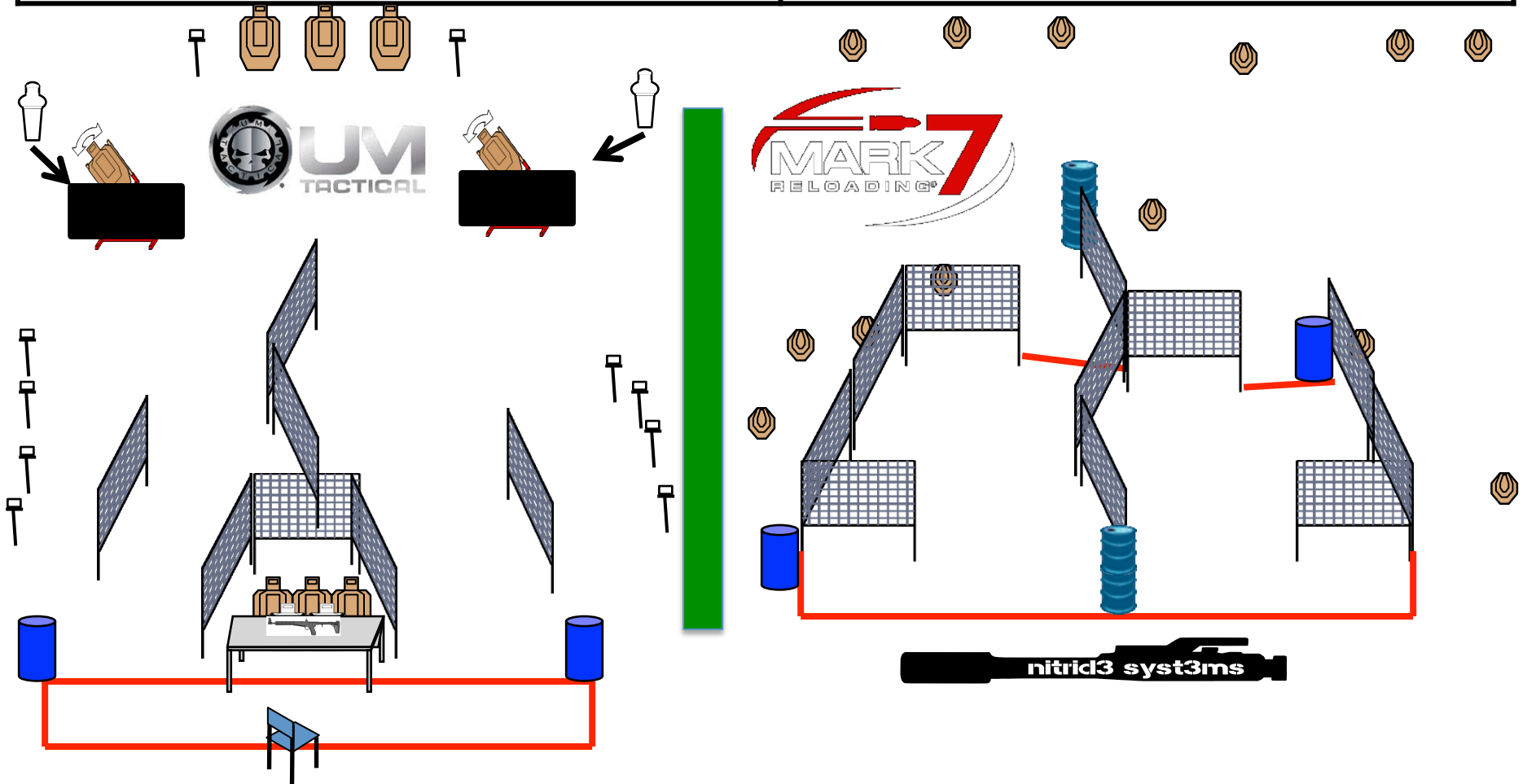
Stage Sponsor: Nitrid3, Mark 7, UM Tactical



START POSITION: Kel Tec Sub-2000 loaded with 10 rounds on table. Pistol loaded and holstered or in bucket. Rifle loaded in barrel. Shotgun loaded in barrel. Seated in chair, hands on knees.

STAGE PROCEDURE: On signal, engage T1-3 with Kel Tec Stage Gun from shooting area. Stage gun may be grounded back on table or in a barrel. Then engage remaining targets from within shooting area(s). Metric engaged with Stage Gun, Pistol or Slug, Classic engaged with Rifle or Slug, Steel engaged with Bird or Pistol.

TARGETS: 8 Metric, 13 Classic, 12 Steel






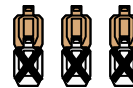
2018 Kel Tec A6MG Championship
 Stage 5
 XSive Manipulation
 Course Designer: Smitty
 Stage Sponsor: XS Sights



START POSITION: String One: Loaded rifle on table, pistol loaded and holstered, UNloaded shotgun (hammer back, safety on) at port arms. String Two: Pistol loaded and holstered, hands relaxed at sides. Both strings start in box.

STAGE PROCEDURE: Two strings of fire. String One: Engage steel targets with shotgun, then engage 3 classic targets with rifle, perform mandatory reload and engage the other 3 classic targets with rifle weak side. (weak shoulder, weak trigger). String Two: Engage 3 Metric targets with pistol, perform a mandatory reload and engage the other 3 Metric targets weak hand only.

TARGETS: 6 Classic, 6 Metric, 8 Steel





2018 Kel Tec A6MG Championship
 Stage 6
 AR you a sLUTH?
 Course Designer: Bruce Rosenthal
 Stage Sponsor: Luth AR

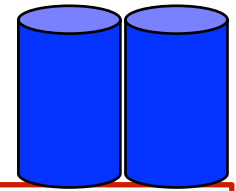
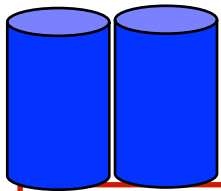
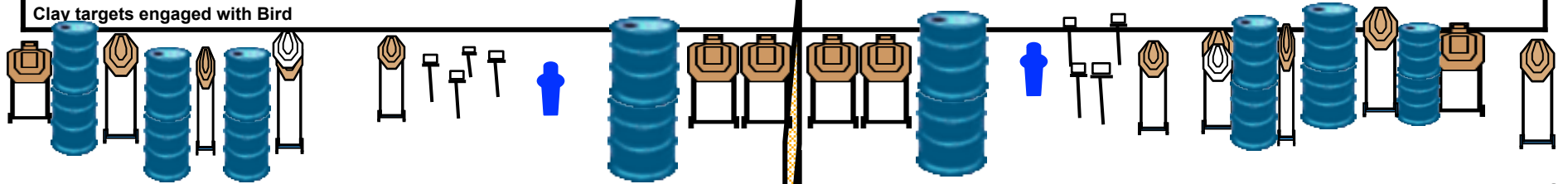


START POSITION: Standing anywhere in shooting area facing generally downrange with palms pressed together.

GUN READY CONDITION: Loaded Long guns in barrels, pistol loaded and holstered.

TARGETS: 6 Metric, 9 Classic, 10 Steel, 8 Clay

STAGE PROCEDURE: Engage targets as they become available.
 Metric targets engaged with Pistol or Slug
 Classic targets engaged with Rifle or Slug
 Steel targets engaged with Pistol or Bird
 Clay targets engaged with Bird



N1



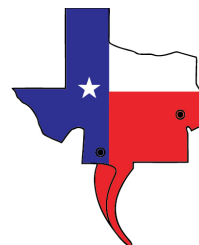
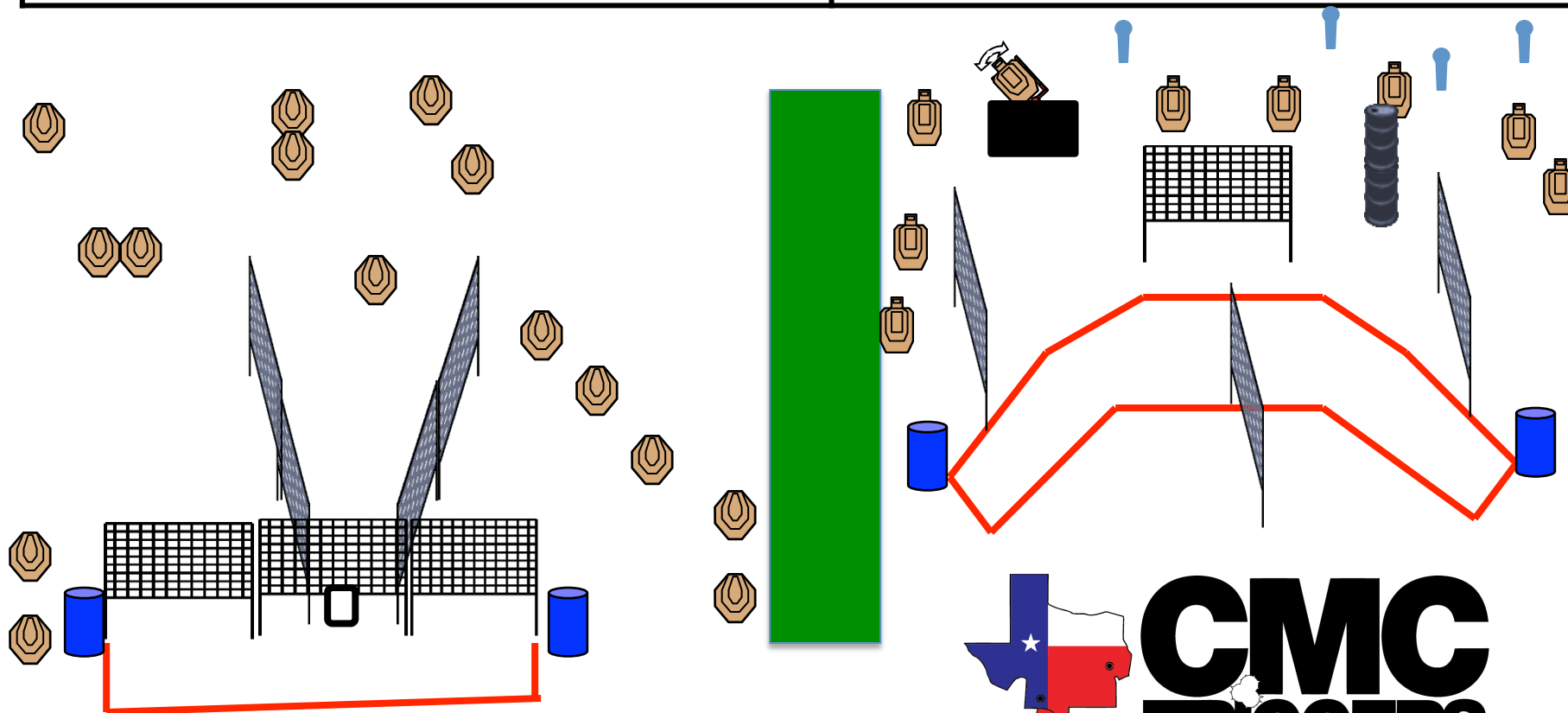
2018 Kel Tec A6MG Championship
 Stage 7
 Made In Texas!
 Course Designer: Smitty
 Stage Sponsor: CMC Triggers



START POSITION: Pistol loaded and holstered or on barrel. Rifle loaded at port arms or in barrel. Standing in either shooting area.

STAGE PROCEDURE: On signal, engage Classic Targets with rifle, Metric Targets and steel with pistol. You may not leave a bay with a firearm on your person.

TARGETS: 15 Classic, 9 Metric, 4 Steel



CMC TRIGGERS
 100% MADE IN THE GREAT STATE OF TEXAS



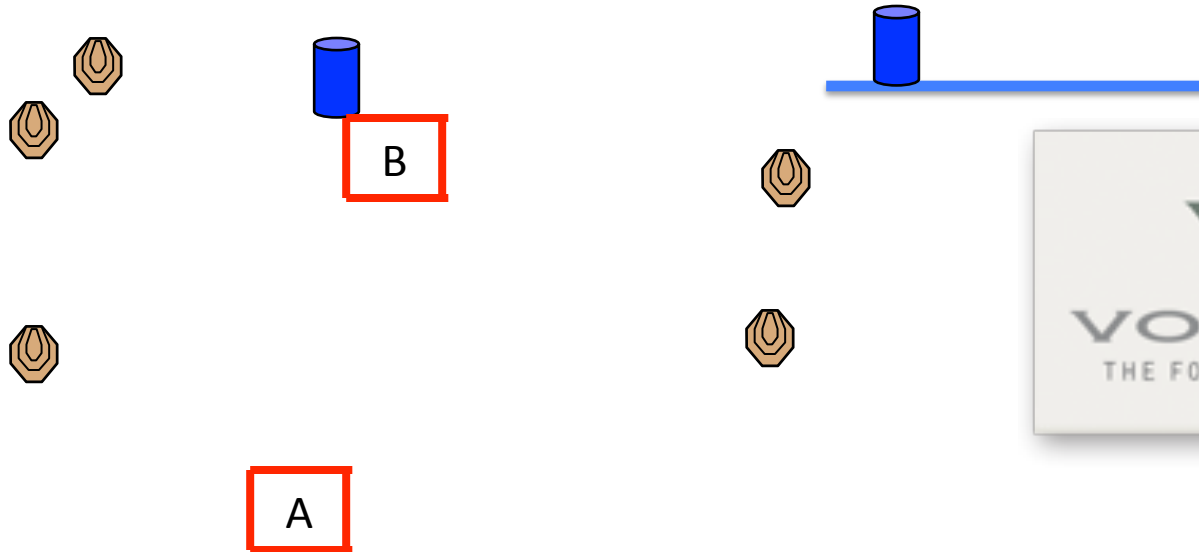
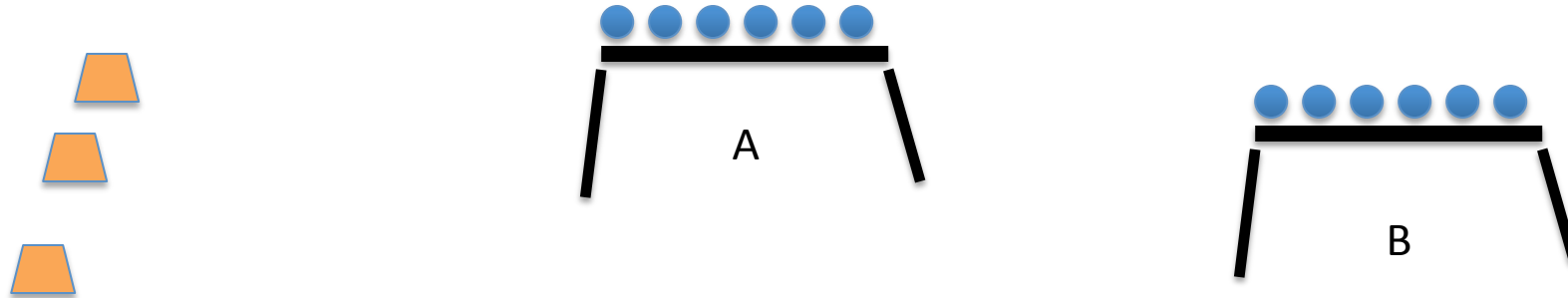
2018 Kel Tec A6MG Championship
 Stage 8
 The Force of Optics
 Course Designer: Smitty
 Stage Sponsor: Vortex



START POSITION: Loaded shotgun in barrel, pistol loaded and holstered if desired, rifle loaded at port arms, standing in box A.

STAGE PROCEDURE: On signal, engage plate rack A with rifle from box A. Then from the road engage the Classic targets with rifle, then from position B engage the Orange steel with rifle. Ground rifle and with shotgun from position B engage the orange steel with Slug. Then from anywhere behind blue line engage plate rack B with birdshot OR pistol.

TARGETS: 18 Steel, 5 Classic



Tac Bay